



# Security locks Technical Information

 **effeff**  
ASSA ABLOY

Experience a safer  
and more open world



About us.

Whatever you want to secure, protect, maintain –  
we have technology you require.





Arsenal Stadium, London



Court of Justice, Antwerpen



Emirates Towers, Dubai



Airport Zurich

Breaking new grounds, implementing new technologies, developing new ideas. Founded in 1936, the company effeff based in Albstadt became the market leader in the field of door control systems by following a consistent strategy. After starting the electric strike production in 1947, a comprehensive product range has been gradually developed, which enables effeff to offer suitable solutions for every door.

February 1st, 2000, effeff joined the ASSA ALBOY Group based in Stockholm, Sweden and merged at the beginning of 2005 with IKON GmbH Präzisionstechnik, Berlin who also belong to the group to become ASSA ABLOY Sicherheitstechnik GmbH.

IKON and effeff, both renowned and well-established brands within the market remain under ASSA ABLOY Sicherheitstechnik GmbH as do the production sites of Berlin and Albstadt and a sales office in Ratingen.

ASSA ABLOY is the leading manufacturer and supplier of mechanical and electro-mechanical locks and related products worldwide. Our customers benefit from the extensive know-how of the largest international group of companies, meeting every requirement in terms of total security and comfort throughout the world.

We assist you  
with words and deeds

The experts at ASSA ABLOY Sicherheitstechnik would be pleased to advise you which product is most suitable for which installation position.

## Hotline Technical advice

+49 7431 123-381

## Hotline Sales/order processing

+49 7431 123-700

## Technical advice

In the matter of technical advice, with us you will be supported by professionals who will continue to help you on every question on technical details. Of course you can also be put into contact with specialists for questions of detail in the matter of technical risk assessment or key accounts.

## Sales advice/order processing

With our commercial customer services you can deal with all questions to do with your purchase order, for example the status of the order processing, the delivery date, purchase order changes, but also returns or guarantee issues. Use this simple and quick option to get information or help from our specialists. We will do that with pleasure.

## Trade fairs

You will find effeff at many national and international trade fairs. You can obtain the exact dates from our website [www.assaabloy.de](http://www.assaabloy.de)

Our product catalogue online at  
[www.assaabloyopeningsolutions.de](http://www.assaabloyopeningsolutions.de)

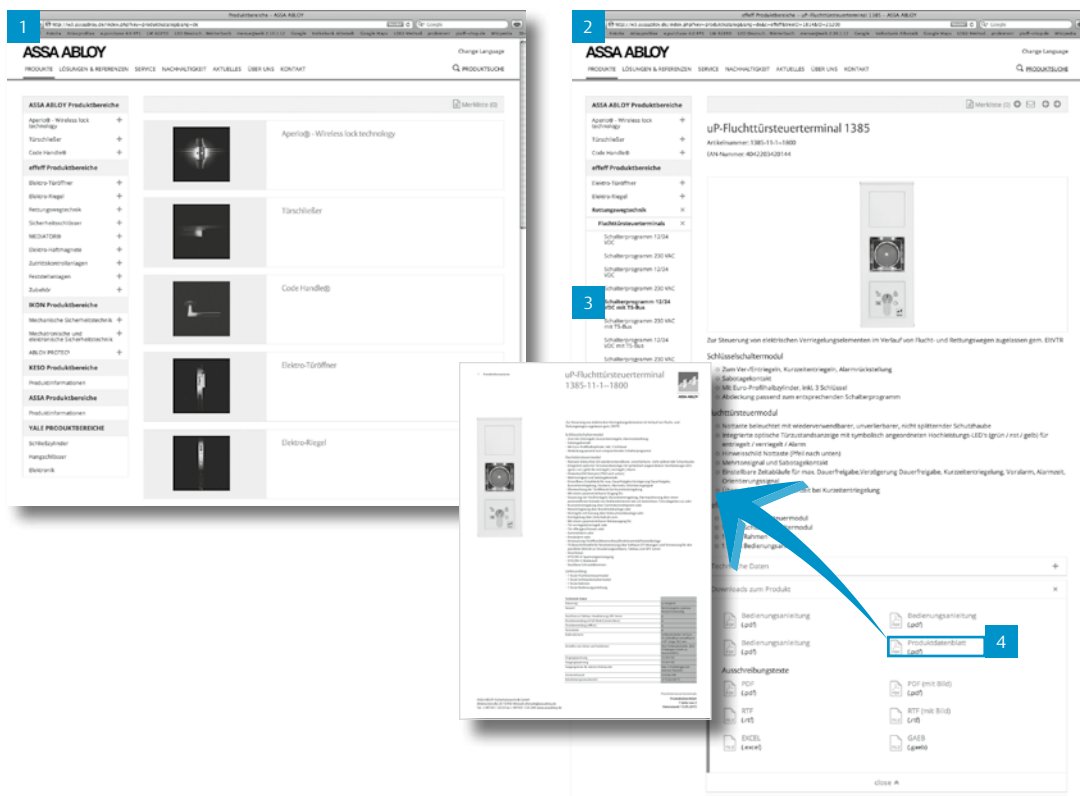
Fast and up-to-date  
comprehensive product  
information at any time

1  
Clearly arranged layout  
according to our  
different product  
areas...

2  
the submenu will help  
you navigate through  
our database...

3 to find the model you need.

4  
By just clicking on the article, you can generate a detailed specification sheet.



# Contents

## Where can I find everything?

<b>About us</b>	<b>2 – 3</b>
<b>Service, Support and Internet</b>	<b>4</b>
<b>Introduction locks</b>	<b>6 – 7</b>
<b>Summary of different lock models</b>	<b>8 – 9</b>
<b>Security locks motorised version</b>	
Model 519 in detail	<b>10</b>
Motor multiple lock model 519	<b>11 – 12</b>
Motorised lock model 509E	<b>13 – 14</b>
Motorised lock model 509X	<b>15 – 17</b>
<b>Solenoid locks</b>	
Description - Solenoid locks	<b>18</b>
Solenoid lock model 819	<b>19 – 23</b>
Solenoid lock model 809	<b>24 – 28</b>
<b>Security locks, handle-controlled</b>	
Security lock model 709	<b>29 – 31</b>
<b>Security lock with microswitch</b>	
Security lock model 409	<b>32 – 34</b>
<b>Security locks mechanical</b>	
Mechanical multiple lock model 319	<b>35 – 36</b>
Mechanical security lock model 309 X	<b>37 – 39</b>
<b>Fittings and door furnitures</b>	
Fixed knob furnitures	<b>40 – 42</b>
Introduction - Door furniture	<b>43</b>
Door furnitures	<b>44 – 47</b>
Panic bars	<b>48</b>
Fitting variants	<b>49 – 56</b>
<b>System description</b>	
Connection technology and components for models 519, 509E	<b>57</b>
<b>Accessories &amp; dimensions</b>	
Accessories <u>locks</u> - striking plates	<b>58 – 61</b>
Accessories for <u>multi point locks</u> - striking plates	
- with integrated escape door strike and latch bolt lock, split/non-split	<b>62 – 65</b>
Accessories <u>multi point locks</u> - extensions and striking plates	<b>66 – 67</b>
Accessories model 519, 509E	<b>68</b>
General accessories	<b>69 – 72</b>
<b>Detailed information Standards DIN EN 179 and DIN EN 1125</b>	<b>73</b>
<b>Overview of the effeff brand range</b>	<b>74 – 75</b>
<b>Order form</b>	<b>76</b>



# Security locks

## Comfortable secure



### Electromechanical security locks

„Security lock“ is probably the most appropriate description for the lock products contained in this catalogue.

#### Security lock features:

- Escape route control as per DIN EN 179 and DIN EN 1125
- Security, burglary resistance provided by self-locking and multi-point locks
- Access control, integration of control and monitoring
- Convenience and secure unlocking due to motorised unlocking and activation (e.g. door automatics)

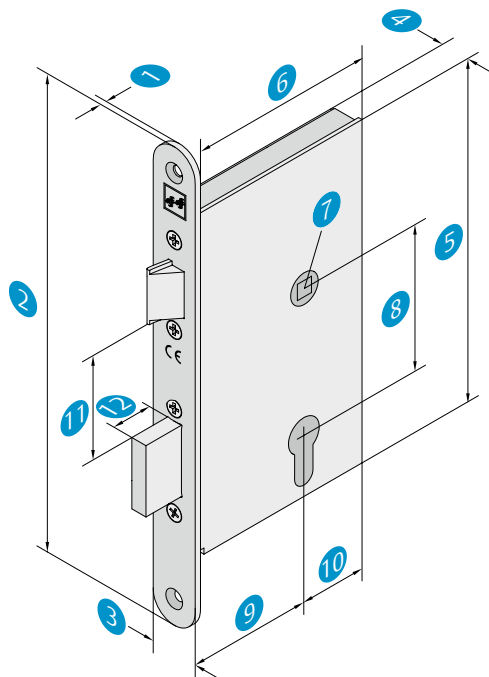
#### Multifunctionality is the outstanding feature for these locks

- Self-locking systems and highly effective mechanical security for use in security doors
- Panic function for use in doors in emergency exits and on escape routes as per the latest European standards
- Suitable for installation in fire doors
- Easy to operate by users

You are assured optimum quality door security and locking technology with effeff's comprehensive product range.


# Security locks

## Definitions



- 1 Face plate thickness
- 2 Face plate length
- 3 Face plate width
- 4 Case thickness
- 5 Case height
- 6 Case depth
- 7 Follower
- 8 Distance
- 9 Backset
- 10 Rear backset
- 11 Distance between latch and bolt
- 12 Bolt throw

Panic side



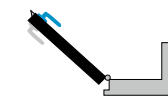
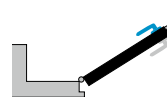
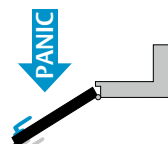
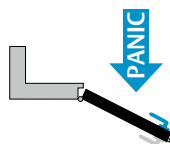
Controlled side

Version D

Version F

Version C

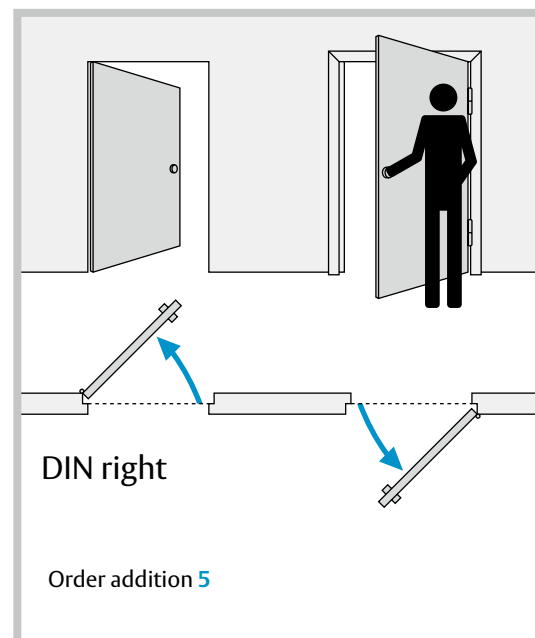
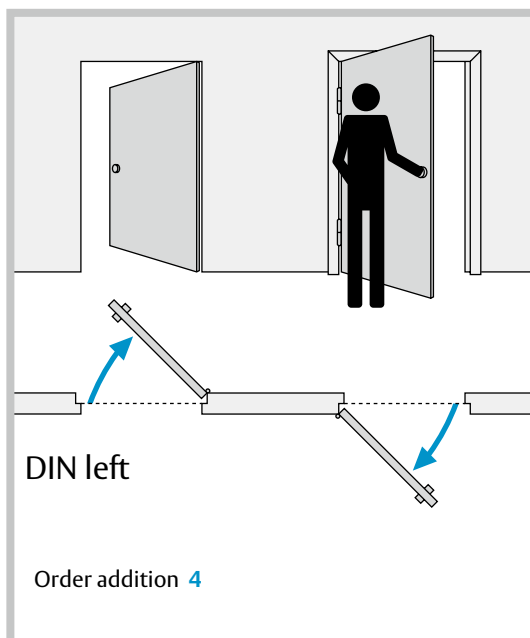
Version E



Panic locks D and F as per DIN EN 1125/179

Panic locks C and E, inward opening  
Do not comply with DIN EN 1125 / 179

The door is locked on the side where the hinges are visible, which is also the direction it is opened in. The DIN-orientation of the electric lock refers to the DIN table. For double leaf doors the DIN direction of the active leaf is decisive.



# Security locks

## At a glance

All models at a glance

Below you can see an overview of our complete security lock range

You will find more detailed descriptions of all different security lock models in our range on the following pages.

**Motor multi-pointlock 519**

**Tubular frame version**  
Backset  
35, 40, 45 mm



**Full door version**  
Backset  
65, 80 mm

**Motor lock with external control 509E**

**Tubular frame version**  
Backset  
35, 40, 45 mm



**Full door version**  
Backset  
65, 80 mm

**Security lock 509X Motorised - Version**

**Tubular frame version**  
Backset  
30, 35, 40, 45 mm



**Full door version**  
Backset  
55, 60, 65, 80, 100 mm



**Electric multi-point lock 819 Handle control**

**Tubular frame version**  
Backset  
35, 40, 45 mm



**Full door version**  
Backset  
65, 80 mm



# Security locks

## At a glance

**Security lock  
809**  
Handle control

**Tubular frame version**  
Backset  
35, 40, 45 mm



**Security lock  
709X**  
Handle control

**Tubular frame version**  
Backset  
30, 35, 40, 45 mm



**Multi-point lock  
Mechanical 319**

**Tubular frame version**  
Backset  
35, 40, 45 mm



**Security lock  
409X**  
Microswitch

**Tubular frame version**  
Backset  
30, 35, 40, 45 mm



**Security lock  
309X**  
Mechanical

**Tubular frame version**  
Backset  
30, 35, 40, 45 mm



**Full door version**  
Backset  
60, 65 mm



**Full door version**  
Backset  
55, 60, 65, 80, 100 mm



**Full door version**  
Backset  
55, 60, 65, 80, 100 mm



**Full door version**  
Backset  
55, 60, 65, 80, 100 mm



**Full door version**  
Backset  
65, 80 mm

## Secure and innovative Model 519 in Detail

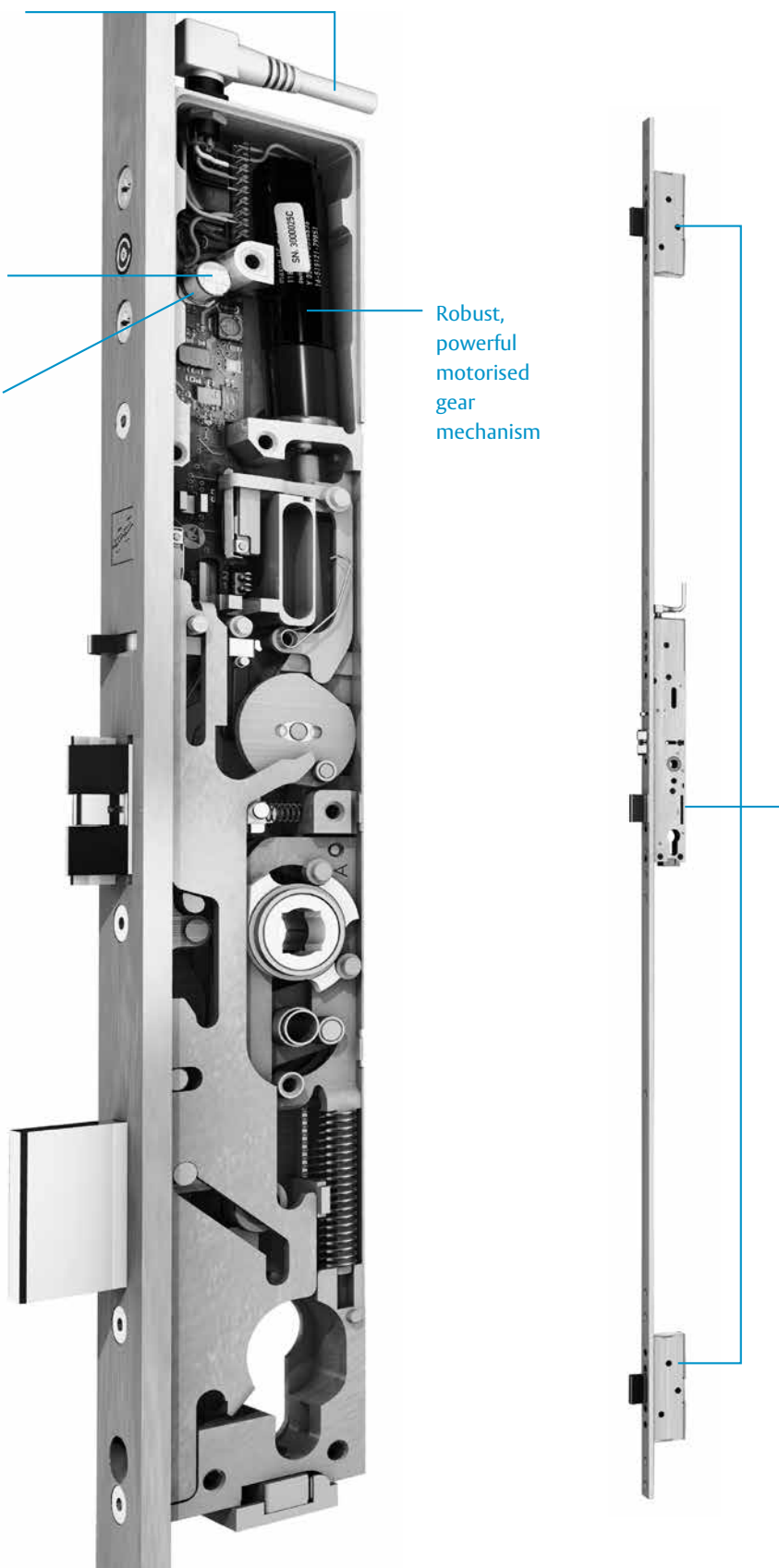
Easy-to-use, plug-in cable connector with cable diameter of only 5 mm for easy installation

Integrated electronic control unit

Hi-O bus interface for communication with other door components

Robust, powerful motorised gear mechanism

Solid bolt with 6 kN resistance against bolt retraction.  
If a bolt is retracted (> 6 kN), other bolts remain in locked position.



# Motor multiple lock model 519



## Model 519 - The motorised multi-point lock for commercial premises

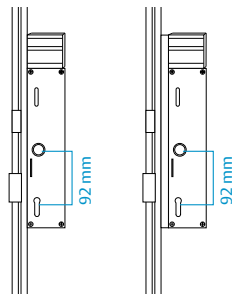
The motorised multi-point lock is a lock with an integrated control unit, which enable the lock to be activated via access control, intercom and timing control. The add-on module UII can be used to set lock functions and monitoring functions.

### The advantages at a glance

- Mechanical self-locking
- Burglary-resistant due to solid bolt with 20 mm throw
- 3 solid deadbolts
- Burglary resistance up to resistance class 4 achievable in suitable door systems
- Can be upgraded to include 4th deadbolt
- Panic function
  - Approval according to DIN EN 179
  - Approval according to DIN EN 1125
- Suitable for fire doors
- Motorised unlocking, so ideally suited for combining with door automation systems
- Used with outside knob
- Alternative function for unlocking with key from outside
- Monitoring functions
- Permanently open mode
- Version available with integrated escape door strike 331U in strike plate
- Version available with integrated latch bolt lock 807 in face plate
- Integrated Hi-O lock electronics for communicating with other door components

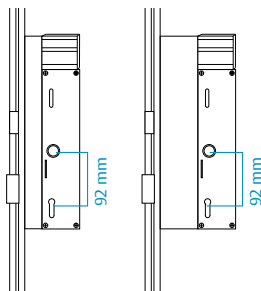
### Backsets for Tubular-frame doors

35 mm      40, 45 mm



### Backsets for Full doors

65 mm      80 mm

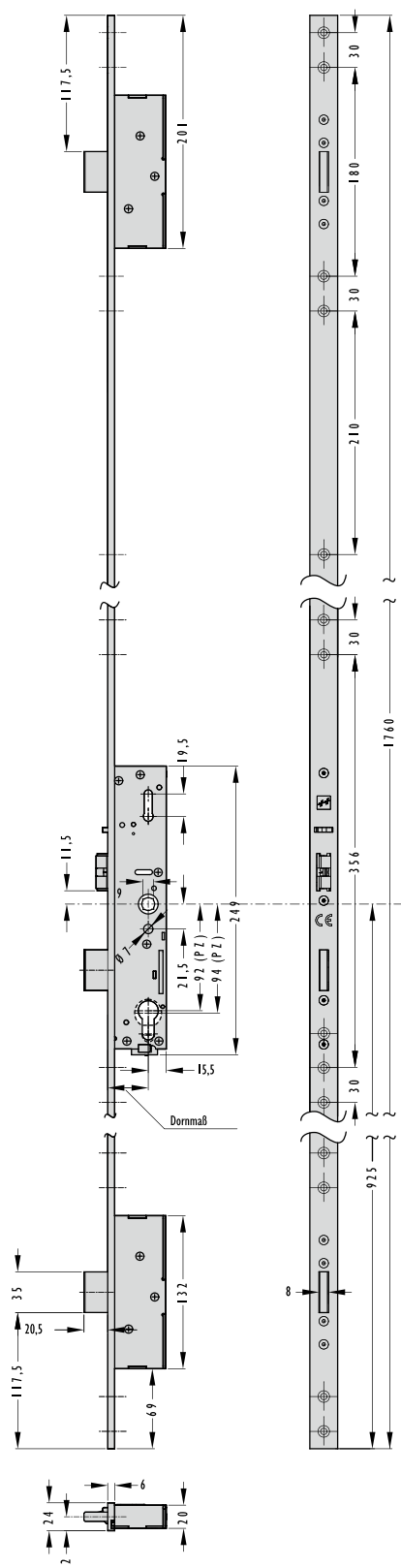


### Technical attributes

Backsets tubular frame	35, 40, 45 mm
Backsets full door	65, 80 mm
Distance	92 mm
Follower	9 mm
Face plate width	24 mm
Approval DIN EN 1125	EU certificate of conformity 0432 BPR-0017
Approval DIN EN 179	EU certificate of conformity 0432 BPR-001
Suitable for fire doors	Yes
Break-in resistance	Class 5 according to DIN 18251-3
Static latch load	5 kN
Static bolt load	10 kN
Bolt counterpressure retraction force	6 kN
Deadbolt independently when tampered	Yes
Unlocking time	1 sec.
Unlocking under preload with rated voltage	200 N

# Motor multiple lock model 519

## Tubular frame- and full door version



### Electrical data

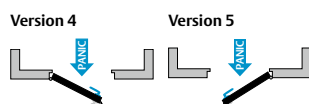
Rated operating voltage stabilised	24 V, max. 28 V
Rated current consumption	4 A, 1 sec.
Current consumption standby	24 mA
Current consumption with Hi-O module 901-IC-4	70 mA
Current consumption with Hi-O module 901-IC-4 and FS-module 519ZBFS	90 mA
Permitted cable length* for use with:	
1002-24-2,5---00	10 m 0,25 mm <sup>2</sup> (Accessories Z19-KAB-----00) + 30 m 0,8 mm <sup>2</sup>
1003-24-4---00	10 m 0,25 mm <sup>2</sup> (Accessories Z19-KAB-----00) + 30 m 0,8 mm <sup>2</sup>
1006-24020---00	10 m 0,25 mm <sup>2</sup> (Accessories Z19-KAB-----00) + 30 m 0,8 mm <sup>2</sup>

\* Notice: To get a longer distance: Shorten the connection cable and extend with a cable with a wider cross section.  
We can guarantee absolute functional safety at the recommended power supplies.  
On-site power supplies should be tested and approved by us.

### Technical attributes / Accessories

Suitable power supplies:	2,5 A, 1 sec. 4 A
1002-24-2,5---00 IT power supply unit with wall holder	
1003-24-4---00 distributor installation / top-hat rail	4 A, continuous current
1006-24020---00 back-up power supply system	2 A, 1 sec. 4 A

Additional accessories from page 58.



Version Left 4  
Right 5

Backset	Description	Order no.	
35 mm	With 6 mm striking plate, standard	519E42M92M35F4	*
40 mm	With 6 mm striking plate, standard	519E42M92M40F4	*
45 mm	With 6 mm striking plate, standard	519E42M92M45F4	*
65 mm	With 6 mm striking plate, standard	519E42M92M65F4	*
80 mm	With 6 mm striking plate, standard	519E42M92M80F4	*
35 mm	Without striking plate, standard	519L42M92M35F4	*
40 mm	Without striking plate, standard	519L42M92M40F4	*
45 mm	Without striking plate, standard	519L42M92M45F4	*
65 mm	Without striking plate, standard	519L42M92M65F4	*
80 mm	Without striking plate, standard	519L42M92M80F4	*
35 mm	Without striking plate, with latch bolt lock 807-10	519E42M92F35F4	*
40 mm	Without striking plate, with latch bolt lock 807-10	519E42M92F40F4	*
45 mm	Without striking plate, with latch bolt lock 807-10	519E42M92F45F4	*
65 mm	Without striking plate, with latch bolt lock 807-10	519E42M92F65F4	*
80 mm	Without striking plate, with latch bolt lock 807-10	519E42M92F80F4	*

Please note: Connection lead should be ordered additionally.

Universal Interconnectivity Interface (UII) 901-IC4 and Fire Protection Module 519ZBFS are special accessories for Motorised Lock Model 519 and can be found on page 68 and onwards.



#### Model 509E - The motorised lock for commercial premises

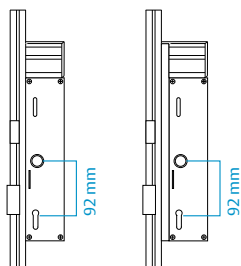
Motorised Lock 509E is a lock with integrated control unit, which enable the lock to be activated via access control, intercom and timing control.

#### The advantages at a glance

- Mechanical self-locking
- Burglary-resistant due to solid bolt with 20 mm throw
- Burglary resistance up to resistance class 2 achievable in suitable door systems
- Panic function
  - Approvals as per EN 179
  - Approvals as per EN 1125
- Suitable for fire doors
- Motorised unlocking, so ideally suited for combining with door automation systems
- Used with outside knob
- Alternative function for unlocking with key from outside
- Monitoring functions
- Permanently open mode
- Integrated Hi-O lock electronics for communicating with other door components

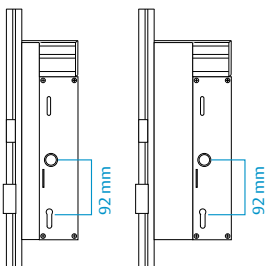
#### Backsets for Tubular-frame doors

35 mm      40, 45 mm



#### Backsets for Full doors

65 mm      80 mm

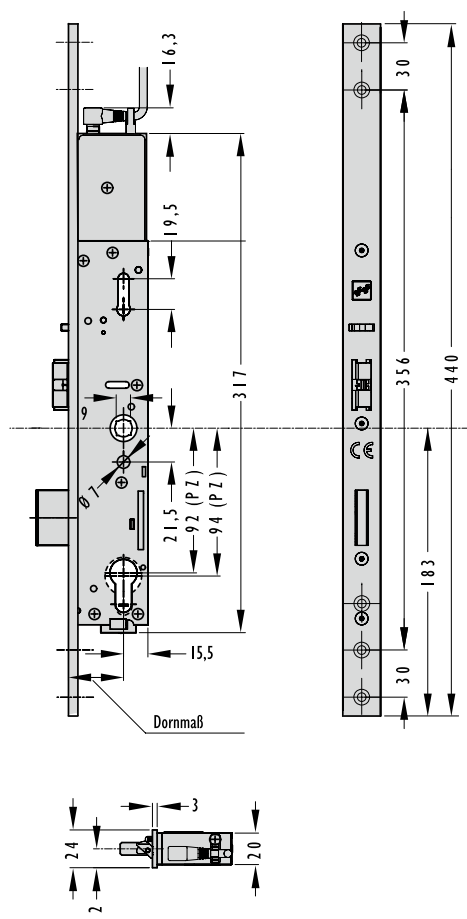


#### Technical attributes

Backsets tubular frame	35, 40, 45 mm
Backsets full door	65, 80 mm
Distance	92 mm
Follower	9 mm
Panic function	Yes
Approval DIN EN 179	EU certificate of conformity 0432 BPR-0017 13.06.2006
Approval DIN EN 1125	EU certificate of conformity 0432 BPR-001 13.06.2006
Suitable for fire doors	Yes
Break-in resistance	Classe 5
Static latch bold load	5 kN
Static bolt load	10 kN
Bolt retraction force	6 kN
Unlocking time	1 sec.
Unlocking under preload with rated voltage, rated current	200 N

# Motorised lock model 509E

## Tubular frame- and full door version



### Electrical data

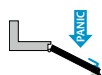
Rated operating voltage stabilised	24 V, max. 28 V
Rated current consumption	4 A, 1 sec.
Current consumption standby	25 mA
Current consumption with Hi-O module 901-IC-4	70 mA
Current consumption with Hi-O module 901-IC-4 and FS-module 519ZBFS	90 mA
Permitted cable length* for use with:	
1002-24-2,5---00	10 m 0,25 mm <sup>2</sup> (Accessories Z19-KAB-----00) + 30 m 0,8 mm <sup>2</sup>
1003-24-4---00	10 m 0,25 mm <sup>2</sup> (Accessories Z19-KAB-----00) + 30 m 0,8 mm <sup>2</sup>
1006-24020---00	10 m 0,25 mm <sup>2</sup> (Accessories Z19-KAB-----00) + 30 m 0,8 mm <sup>2</sup>

\* Notice: To get a longer distance: Shorten the connection cable and extend with a cable with a wider cross section.  
We can guarantee absolute functional safety at the recommended power supplies.  
On-site power supplies should be tested and approved by us.

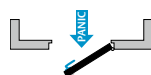
### Technical attributes / Accessories

Suitable power supplies: 1002-24-2,5---00 IT distributor installation / top-hat rail	2,5 A, 1 sec. 4 A
1003-24-4---00 distributor installation / top-hat rail	4 A, continuous current
1006-24020---00 back up power supply system	2 A, 1 sec. 4 A

### Version 4



### Version 5



Version Left 4  
Right 5

Backset	Description	Order no.	
35 mm	6 mm face plate	509E42M92-35F4	*
40 mm	6 mm face plate	509E42M92-40F4	*
45 mm	6 mm face plate	509E42M92-45F4	*
65 mm	6 mm face plate	509E42M92-65F4	*
35 mm	3 mm face plate	509E42M92C35F4	*
40 mm	3 mm face plate	509E42M92C40F4	*
45 mm	3 mm face plate	509E42M92C45F4	*
65 mm	3 mm face plate	509E42M92C65F4	*

Please note: Connection lead should be ordered additionally.

### Suitable accessories:

	Order no.
Striking plate, 3 mm; stainless steel	509ZBS0333SBL00
Striking plate, 6 mm; chrome-plated steel	509ZBS0336SBL00
Striking plate, 8 mm; chrome-plated steel	509ZBS0338SBL00
HI-O UII Modul, for more monitoring contacts	901-IC-4---00
Fire protection module	519ZBFS-----00
Connecting cable Z19KAB, Length 10 m, 5 core	Z19-KAB-----00

Universal Interconnectivity Interface (UII) 901-IC4, Fire Protection Module 519ZBFS and other special accessories for the Motorised Lock Model 509E can be found on page 68 and onwards.





Tubular frame version

#### Security lock motorized version with external control 509X

The motorized security lock is used especially in situations where the advantages of motor-powered unlocking have to be combined with the mechanical security requirements. The integrated monitoring contacts enable information to be provided on the important locking states.

(See accessories section for connection via Motorised Lock Control 509XSTRG)

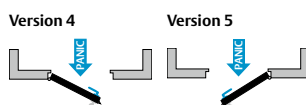
#### The advantages at a glance

- Mechanical self-locking
- With double action lock, so can be used with DIN left-hand and right-hand
- Mechanical follow up control between double action latch and control latch
- Burglary-resistant due to solid bolt with 20 mm throw
- Burglary resistance up to resistance class 2 achievable in suitable door systems
- Panic function
  - Approvals as per EN 179
  - Approvals as per EN 1125
- Suitable for fire doors
- Motorised unlocking, so ideally suited for combining with door automation systems
- Used with outside knob
- Alternative function for unlocking with key from outside
- Monitoring functions



Full door version

#### Notice for full door versions

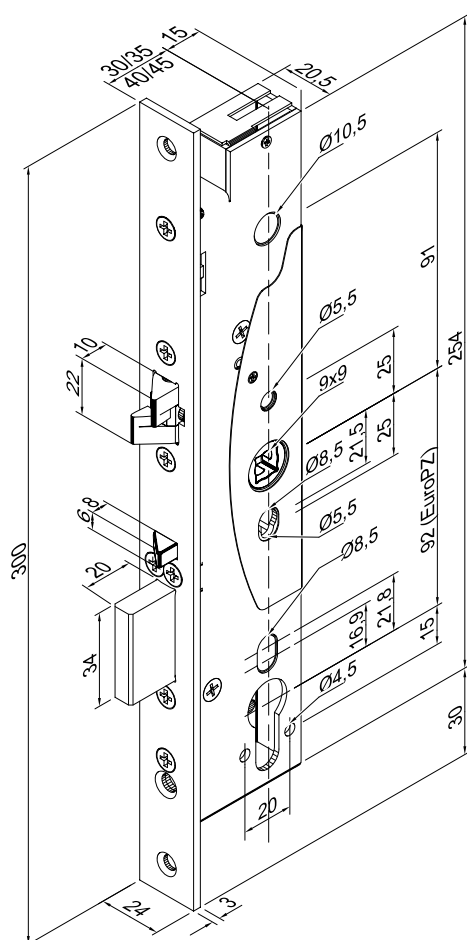


Approval according to DIN EN 179 and DIN EN 1125

#### Technical attributes

Backsets tubular frame -version	30, 35, 40, 45 mm
Backsets full door-version	55, 60, 65, 80, 100 mm
Dimension (control)	(W x H x D) 192 x 110 x 45 mm
Operating temperature range	-20 °C to +60 °C
Distance tubular frame - version	92 mm
Distance full door - version	72 mm
Bolt throw	20 mm
Follower	9 mm with reducer to 8 mm
Approval DIN EN 179	EU certificate of conformity 0432 BPR-001
Approval DIN EN 1125	EU certificate of conformity 0432 BPR-0017
Panic function	Yes
Suitable for fire door	Yes

## Tubular frame - version



Rated operating voltage	12 - 24 V DC, stab.
Rated current consumption	12 V DC: max. 1300 mA 24 V DC: max. 600 mA
Load bearing capacity microswitch	24 V DC: 200 mA

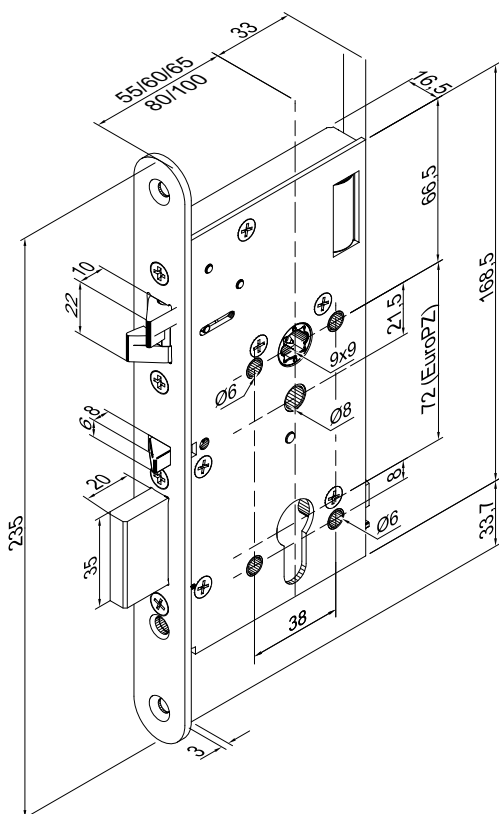
		Version Universal	1
Backset	Description	Order no.	
30 mm	Distance 92 mm, Euro profile cylinder	509X102PZ-----	1
35 mm	Distance 92 mm, Euro profile cylinder	509X202PZ-----	1
40 mm	Distance 92 mm, Euro profile cylinder	509X302PZ-----	1
45 mm	Distance 92 mm, Euro profile cylinder	509X402PZ-----	1

Please note: Connection lead should be ordered additionally.

Suitable fittings and accessories:	Order no.
Motor lock control unit	509XSTRG-----
Connecting cable Z09XKAB, length 10 m	Z09XKAB-----
Angled striking plate, DIN Left	Z09XSBL-01----4
Angled striking plate, DIN Right	Z09XSBL-01----5
Striking plate, with flanges 16 mm	Z09XSBL-02----1
Angled striking plate, DIN Left	Z09XSBL-03----4
Angled striking plate, DIN Right	Z09XSBL-03----5
Striking plate, with flanges 8 mm	Z09XSBL-04----1
Power supply unit, stabilised 12 V, 4,5 A with with wall bracket	1002-12-4,5--00
Power supply unit, stabilised 24 V, 2,5 A with with wall bracket	1002-24-2,5--00
Power supply unit, stabilised 12 V, 1,25 A	1003-12-1,25-00
Smoke protection switch, output 24 V, 250mA	9200010-----00
Optical smoke detector model 062040, pure white (RAL 9010)	60030-----00
Heat detector model 062700, pure white (RAL 9010)	60101-----00

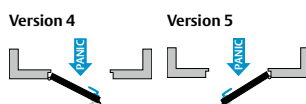
# Motorised lock model 509X

## Full door - version



### Electrical data

Rated operating voltage	12 - 24 V DC, stab.
Rated current consumption	12 V DC: max. 1300 mA 24 V DC: max. 600 mA
Load bearing capacity microswitch	24 V DC: 200 mA



Approval according to DIN EN 179 and DIN EN 1125

Version Universal  
Links  
Right

Backset	Description	Order no.	
55 mm	Distance 72 mm, face plate 20 mm	509X501PZ-----	*
60 mm	Distance 72 mm, face plate 20 mm	509X601PZ-----	*
65 mm	Distance 72 mm, face plate 20 mm	509X701PZ-----	*
80 mm	Distance 72 mm, face plate 20 mm	509X801PZ-----	*
100 mm	Distance 72 mm, face plate 20 mm	509X901PZ-----	*
55 mm	Distance 72 mm, face plate 24 mm	509X502PZ-----	1
60 mm	Distance 72 mm, face plate 24 mm	509X602PZ-----	1
65 mm	Distance 72 mm, face plate 24 mm	509X702PZ-----	1
80 mm	Distance 72 mm, face plate 24 mm	509X802PZ-----	1
100 mm	Distance 72 mm, face plate 24 mm	509X902PZ-----	1

Please note: Connection lead should be ordered additionally.

Suitable fittings and accessories:	Order no.
Motor lock control unit	509XSTRG-----
Connecting cable Z09XKAB, length 10 m	Z09XKAB-----
Angled striking plate, DIN Left	Z09XSBL-01----4
Angled striking plate, DIN Right	Z09XSBL-01----5
Striking plate, with flanges 16 mm	Z09XSBL-02----1
Angled striking plate, DIN Left	Z09XSBL-03----4
Angled striking plate, DIN Right	Z09XSBL-03----5
Striking plate, with flanges 8 mm	Z09XSBL-04----1
Power supply unit, stabilised 12 V, 4,5 A with with wall bracket	1002-12-4,5--00
Power supply unit, stabilised 24 V, 2,5 A with with wall bracket	1002-24-2,5--00
Power supply unit, stabilised 12 V, 1,25 A	1003-12-1,25-00
Smoke protection switch, output 24 V, 250mA	9200010-----00
Optical smoke detector model 062040, pure white (RAL 9010)	60030-----00
Heat detector model 062700, pure white (RAL 9010)	60101-----00

## Description

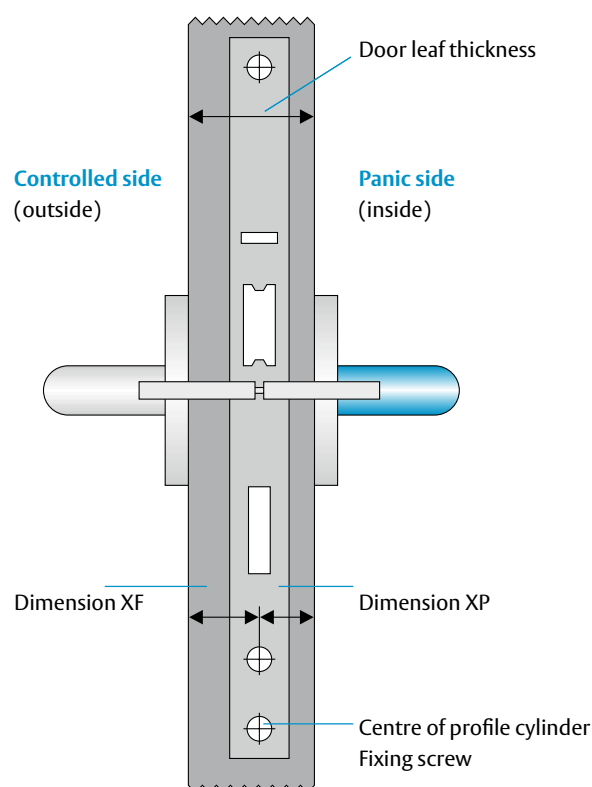
### Solenoid locks

With their outside handle, solenoid locks offer an ideal combination between access control and panic functions.

These locks feature both an inside and an outside door handle for opening the door. The spindle is split, so the door is operated differently on the inside from the outside.

The inside handle is permanently attached to the lock mechanism and thus enables the lock to be drawn back and the door to be opened from the inside, thus ensuring people can always leave the respective building or area.

The outside handle is usually disengaged, i.e. the lock is not unbolted when the outside handle is turned and so the door cannot be opened. An access control unit uses the solenoid on the follower to connect the lock to the outside handle, thus providing authorised persons with access from the outside.





#### Electric multi-point lock Model 819

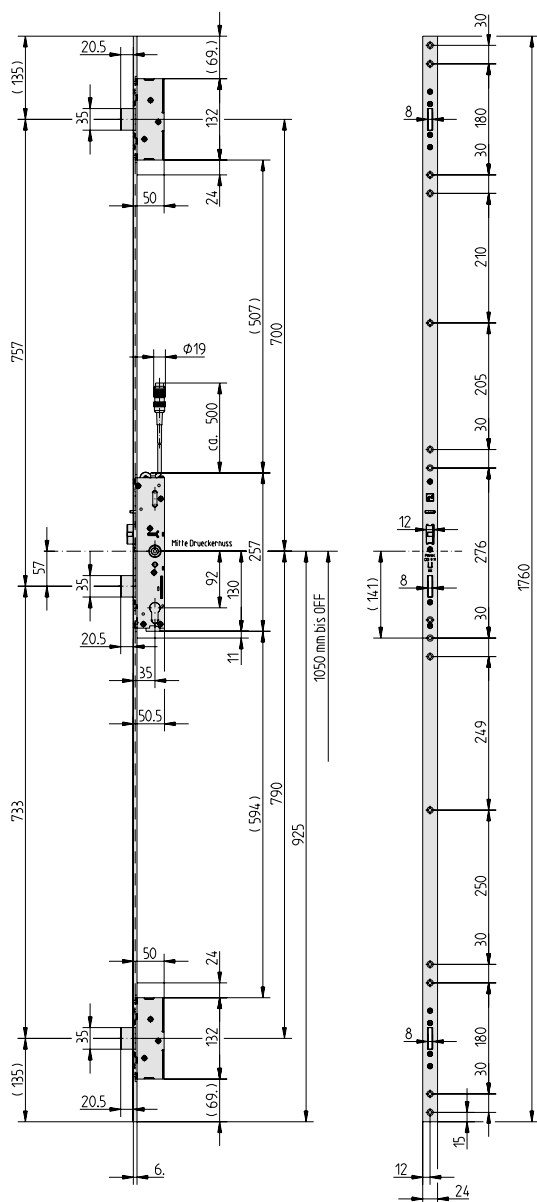
The electric lock with multiple bolts Model 819 is based on the platform of the electric security lock 809 and is a selflocking panic lock with split follower and controllable external handle. In addition to fulfilling maximum demands on mechanical security, electrical control and monitoring functions are also integrated.

#### The advantages at a glance

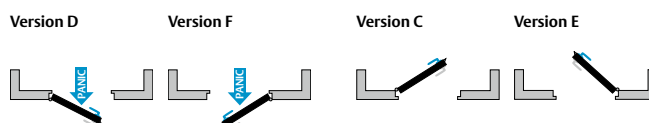
- Mechanical self-locking
- Mechanical follow up control between latch and control latch
- Burglary-resistant due to solid bolt with 20 mm throw
- 3 solid deadbolts
- Burglary resistance up to resistance class 3 achievable in suitable door systems
- Can be upgraded to include 4th deadbolt
- Panic function
  - Approvals as per EN 179
  - Approvals as per EN 1125
- Suitable for fire doors
- Controllable external handle
- Alternative function for unlocking with key from outside
- Monitoring functions
- Version available with integrated escape door strike 331U in strike plate
- Version available with integrated latch bolt lock 807 in face plate

Technical attributes	
Version	Euro profile cylinder
Backsets tubular frame -version	35, 40, 45 mm
Backsets full door - version	65, 80 mm
Bolt throw	20 mm
Face plate width	24 mm
Follower	9 mm
Face plate chrome-plated steel (L x W x D)	1760 x 24 x 6 mm
Striking plate chrome-plated steel (L x W x D)	1760 x 24 x 6 mm
Operating temperature range	-20 °C to +60 °C
Protection class (when fitted according to standard with inte-grated cylinder)	IP 30
Distance tubular frame- version	92 mm
Approval DIN EN 179	EU certificate of conformity 0432 BPR-001
Approval DIN EN 1125	EU certificate of conformity 0432 BPR-0017
Resistance as per DIN 18251 class 3, optimum burglary resistance and high user frequency: Minimum loading capacity of latch	3 kN
Minimum load capacity of bolt	6 kN
Bolt retraction force min.	2 kN
Length connection lead	10 m
Panic function	Yes
Suitable for fire doors	Yes

## Tubular frame – version with panic function splited follower



Rated operating voltage	12 V DC or 24 V DC
Rated current consumption	12 V DC: 270 mA 24 V DC: 120 mA
Max. contact rating	25 V / 1 A



Not DIN EN 1125 conform

Please note: Connection lead should be ordered additionally.

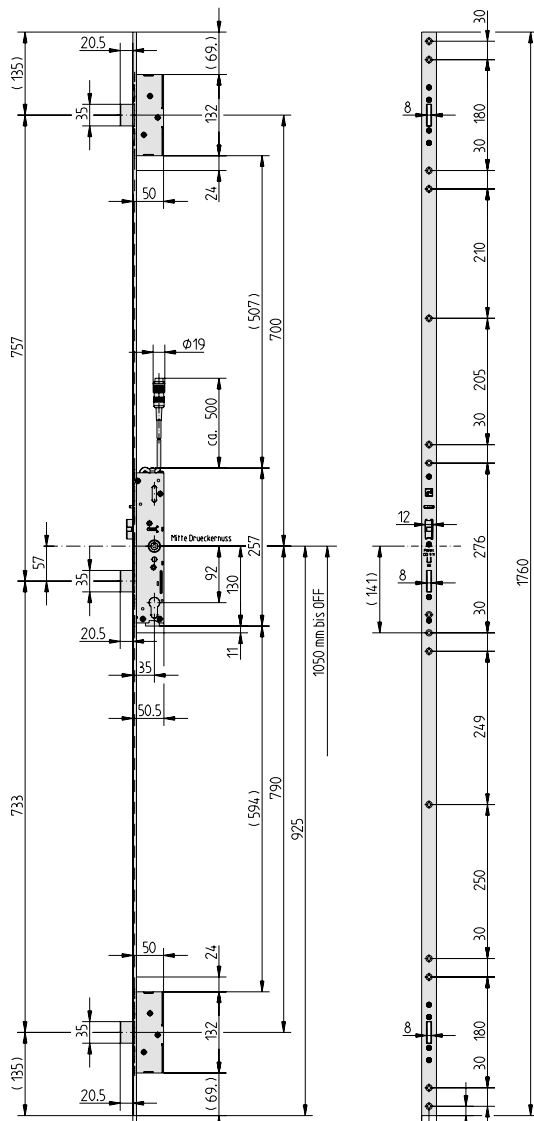
Please note: Connection lead should be ordered additionally.

Suitable fittings and accessories:	Order no.
Connection lead, with round plug connection; length about 9.5 m	809ZBKAB04---00
Striking plates see chapter Accessories	



# Solenoid lock model 819

Tubular frame - version without panic function  
non-split follower, not DIN EN 1125 conform

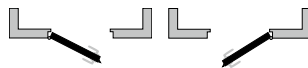


## Electrical data

Rated operating voltage	12 V DC or 24 V DC
Rated current consumption	12 V DC: 270 mA 24 V DC: 120 mA
Max. contact rating	25 V / 1 A

## Version 4, Left

## Version 5, Right



## Version Left

## Right

Voltage 12 V **E**  
24 V **F**

Backset	Description	Order no.	Version Left	Version Right
35 mm	Fail-locked, standard	819-14V92B35	* 4 *	5
40 mm	Fail-locked, standard	819-14V92B40	* 4 *	5
45 mm	Fail-locked, standard	819-14V92B45	* 4 *	5
35 mm	Fail-unlocked, standard	819-34V92B35	* 9 *	5
40 mm	Fail-unlocked, standard	819-34V92B40	* 9 *	5
45 mm	Fail-unlocked, standard	819-34V92B45	* 9 *	5
35 mm	Fail-locked, w/o striking plate	819L14V92B35	* 4 *	5
40 mm	Fail-locked, w/o striking plate	819L14V92B40	* 4 *	5
45 mm	Fail-locked, w/o striking plate	819L14V92B45	* 4 *	5
35 mm	Fail-unlocked, w/o striking plate	819L34V92B35	* 9 *	5
40 mm	Fail-unlocked, w/o striking plate	819L34V92B40	* 9 *	5
45 mm	Fail-unlocked, w/o striking plate	819L34V92B45	* 9 *	5
35 mm	Fail-locked, with latch bolt lock	819-14V92F35	* 4 *	5
40 mm	Fail-locked, with latch bolt lock	819-14V92F40	* 4 *	5
45 mm	Fail-locked, with latch bolt lock	819-14V92F45	* 4 *	5
35 mm	Fail-unlocked, with latch bolt lock	819-34V92F35	* 9 *	5
40 mm	Fail-unlocked, with latch bolt lock	819-34V92F40	* 9 *	5
45 mm	Fail-unlocked, with latch bolt lock	819-34V92F45	* 9 *	5

Please note: Connection lead should be ordered additionally.

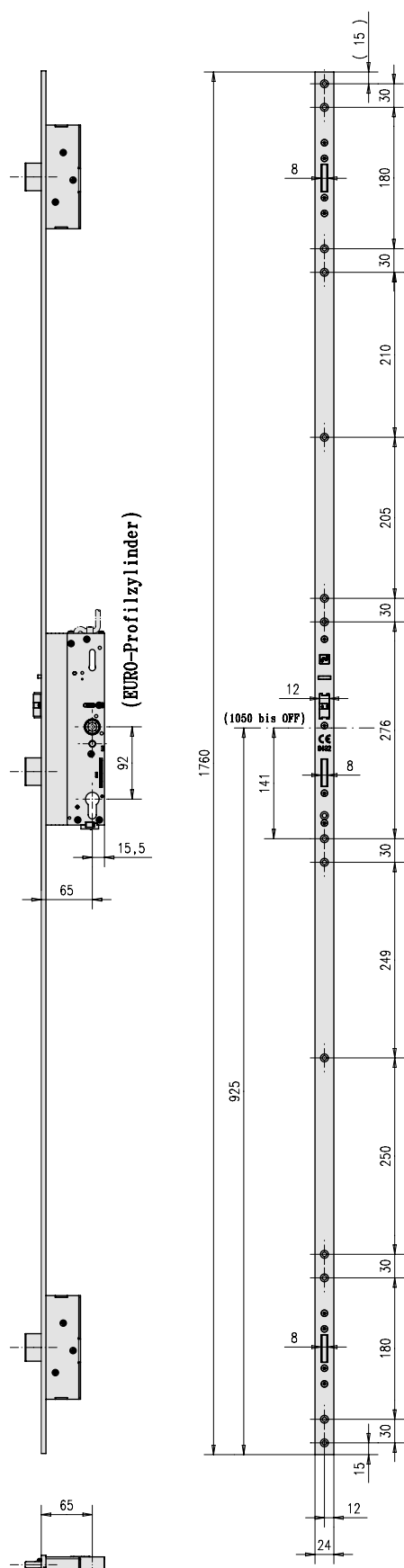
## Suitable fittings and accessories:

Connection lead, with round plug connection; length about 9.5 m	809ZBKAB04—00
Striking plates see chapter Accessories	

## Order no.

# Solenoid lock model 819

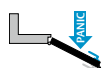
## Full door - version with panic function splitted follower



### Electrical data

Rated operating voltage	12 V DC or 24 V DC
Rated current consumption	12 V DC: 270 mA 24 V DC: 120 mA
Max. contact rating	25 V / 1 A

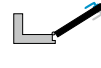
### Version D



### Version F



### Version C



### Version E



Approval according to DIN EN 179 and DIN EN 1125

Not DIN EN 1125 conform

Backset	Description	Order no.	Version	Voltage
65 mm	Fail-locked, standard	819-12V92-65	* 4 *	12 V
80 mm	Fail-locked, standard	819-12V92-80	* 4 *	12 V
65 mm	Fail-unlocked, w/o striking plate	819-32V92-65	* 9 *	24 V
80 mm	Fail-unlocked, w/o striking plate	819-32V92-80	* 9 *	24 V
65 mm	Fail-locked, w/o striking plate	819L12V92-65	* 4 *	12 V
80 mm	Fail-locked, w/o striking plate	819L12V92-80	* 4 *	12 V
65 mm	Fail-unlocked, w/o striking plate	819L32V92-65	* 9 *	24 V
80 mm	Fail-unlocked, w/o striking plate	819L32V92-80	* 9 *	24 V
65 mm	Fail-locked, with latch bolt lock, w/o striking plate	819-12V92F65	* 4 *	12 V
80 mm	Fail-locked, with latch bolt lock, w/o striking plate	819-12V92F80	* 4 *	12 V
65 mm	Fail-unlocked, with latch bolt lock, w/o striking plate	819-32V92F65	* 9 *	24 V
80 mm	Fail-unlocked, with latch bolt lock, w/o striking plate	819-32V92F80	* 9 *	24 V

Please note: Connection lead should be ordered additionally.

Backset	Description	Order no.	Version	Voltage
65 mm	Fail-locked, EN1125 Version	819E12V92-65	* 4 *	12 V
80 mm	Fail-locked, EN1125 Version	819E12V92-80	* 4 *	12 V
65 mm	Fail-unlocked, EN1125 Version	819E32V92-65	* 9 *	24 V
80 mm	Fail-unlocked, EN1125 Version	819E32V92-80	* 9 *	24 V
65 mm	Fail-locked, EN1125 Version, with latch bolt lock	819E12V92F65	* 4 *	12 V
80 mm	Fail-locked, EN1125 Version, with latch bolt lock	819E12V92F80	* 4 *	12 V
65 mm	Fail-unlocked, EN1125 Version, with latch bolt lock	819E32V92F65	* 9 *	24 V
80 mm	Ruhestrom, EN1125 Version, with latch bolt lock	819E32V92F80	* 9 *	24 V

Please note: Connection lead should be ordered additionally.

### Suitable fittings and accessories:

Order no.
Connection lead, with round plug connection; length about 9.5 m
Striking plates see chapter Accessories

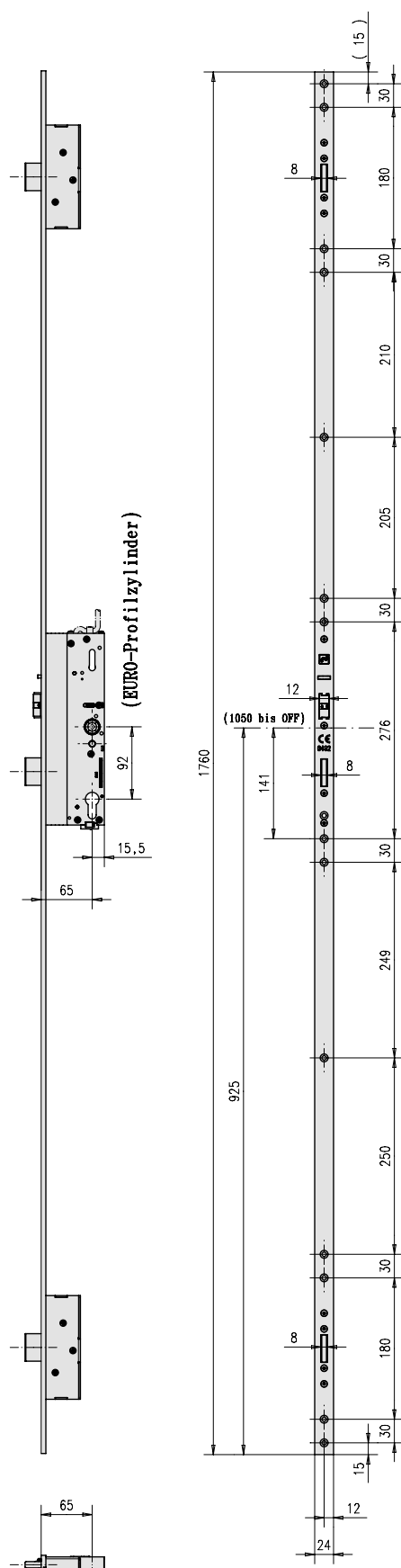
Order no.

809ZBKAB04---00

## Solenoid lock model 819

Full door - version without panic function

non-split follower, not DIN EN 1125 conform



### Electrical data

Rated operating voltage	12 V DC or 24 V DC
Rated current consumption	12 V DC: 270 mA 24 V DC: 120 mA
Max. contact rating	25 V / 1 A

### Version 4, Left



### Version 5, Right



Version Left	4
Version Right	5
Voltage 12 V	E
Voltage 24 V	F

Backset	Description	Order no.	
65 mm	Fail-locked, standard	819-14V92B65	* 4 *
80 mm	Fail-locked, standard	819-14V92B80	* 4 *
65 mm	Fail-unlocked, standard	819-34V92B65	* 9 *
80 mm	Fail-unlocked, standard	819-34V92B80	* 9 *
65 mm	Fail-locked, w/o striking plate	819L14V92B65	* 4 *
80 mm	Fail-locked, w/o striking plate	819L14V92B80	* 4 *
65 mm	Fail-unlocked, w/o striking plate	819L34V92B65	* 9 *
80 mm	Fail-unlocked, w/o striking plate	819L34V92B80	* 9 *
60 mm	Fail-locked, with latch bolt lock	819-14V92F65	* 4 *
80 mm	Fail-locked, with latch bolt lock	819-14V92F80	* 4 *
60 mm	Fail-unlocked, with latch bolt lock	819-34V92F65	* 9 *
80 mm	Fail-unlocked, with latch bolt lock	819-34V92F80	* 9 *

Please note: Connection lead should be ordered additionally.

### Suitable fittings and accessories:

Connection lead, with round plug connection; length about 9.5 m	809ZBKAB04---00
Striking plates see chapter Accessories	



Tubular frame version

**Electric security lock model 809**

The electric security lock model 809 is a self-locking panic lock with separate follow-up and controllable external handle.

The self-locking mechanism is triggered when the door is closed by an additional control latch which when pressed in, automatically pre-locks the lock bolt. The function of the control latch is coupled with the position of the latch bolt. This means that the locking mechanism is only triggered when both latches are activated. The panic function applies to one given direction of entry. When the respective handle is operated, both the latch and the pre-locked lock bolt are retracted. (Exception: The special version with controllable handle on both sides).

The electric security lock 809 is available in all current versions both with control function in fail-locked version (currentless external handle without function) and with control function in fail-unlocked version (currentless, external handle with function).

**Monitoring contacts for:**

- Bolt contact (is activated with 90% dead bolt throw)
- Internal and external handle
- Profile cylinder contact (for use as key switch function)

**The advantages at a glance**

- Mechanical self-locking
- Mechanical follow up control between latch and control latch
- Burglary-resistant due to solid bolt with 20 mm throw
- Burglary resistance up to resistance class 2 achievable in suitable door systems
- Panic function
  - Approvals as per EN 179
  - Approvals as per EN 1125
- Suitable for fire doors
- Controllable external handle
- Alternative function for unlocking with key from outside
- Monitoring functions

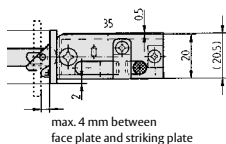
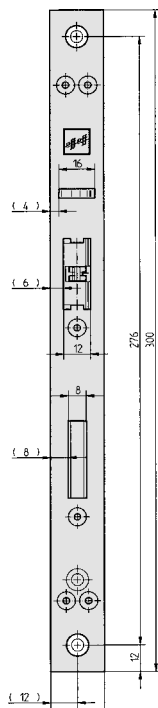
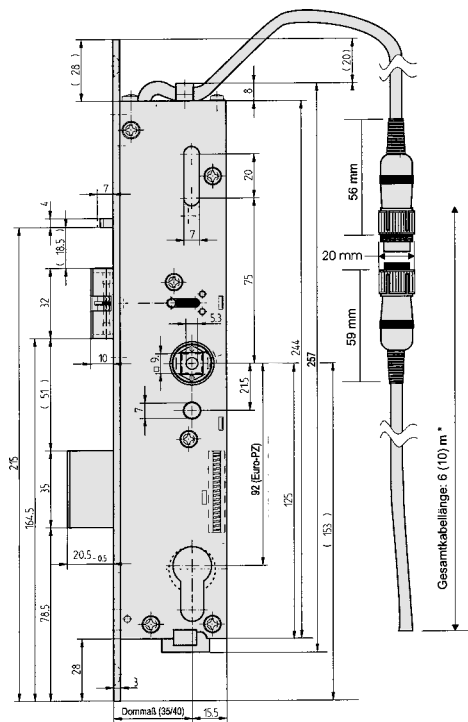


Full door version

Technical attributes	
Version	Euro profile cylinder
Backsets tubular frame - version	35, 40, 45 mm
Backsets full door - version	60, 65 mm
Bolt throw	20 mm
Follower	9 mm
Distance tubular frame - version	92 mm
Distance full door - version	72 mm
Stainless steel face plate tubular frame - version	300 x 24 x 3 mm
Stainless steel face plate full door - version	235 x 20 (24) x 3 mm
Class of protection	IP 30
Approval DIN EN 179	EU certificate of conformity 0432 BPR-001
Resistance as per DIN 18251 class 3, optimum burglary resistance and high user frequency:	
Minimum loading capacity of latch	3 kN
Minimum load capacity of bolt	6 kN
Bolt retraction force	2 kN
Connection lead	10 m
Panic function	Yes
Suitable for fire doors	Yes

## Solenoid lock model 809

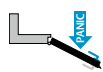
## Tubular frame - version with panic function splited follower



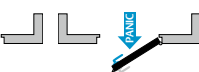
### Electrical data

Rated operating voltage	12 V DC or 24 V DC
Rated current consumption	12 V DC: 220 mA 24 V DC: 110 mA
Max. contact rating	25 V / 1 A

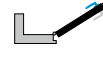
## Version D



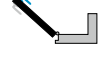
## Version F



## Version C



## Version E



Approval according to DIN EN 179 and DIN EN 1125

Not DIN EN 1125 conform

Backset	Description	Order no.	▼	▼
35 mm	Fail-locked, standard, 20 mm face plate	809-12C92-35	✱ 4	✱
40 mm	Fail-locked, standard, 20 mm face plate	809-12C92-40	✱ 4	✱
45 mm	Fail-locked, standard, 20 mm face plate	809-12C92-45	✱ 4	✱
35 mm	Fail-unlocked, standard, 20 mm face plate	809-32C92-35	✱ 9	✱
40 mm	Fail-unlocked, standard, 20 mm face plate	809-32C92-40	✱ 9	✱
45 mm	Fail-unlocked, standard, 20 mm face plate	809-32C92-45	✱ 9	✱

Backset	Description	Order no.	▼	▼
35 mm	Fail-locked, EN1125 Version, 20 mm face plate	809E12C92-35	* 4	*
40 mm	Fail-locked, EN1125 Version, 20 mm face plate	809E12C92-40	* 4	*
45 mm	Fail-locked, EN1125 Version, 20 mm face plate	809E12C92-45	* 4	*
35 mm	Fail-unlocked, EN1125 Version, 20 mm face plate	809E32C92-35	* 9	*
40 mm	Fail-unlocked, EN1125 Version, 20 mm face plate	809E32C92-40	* 9	*
45 mm	Fail-unlocked, EN1125 Version, 20 mm face plate	809E32C92-45	* 9	*

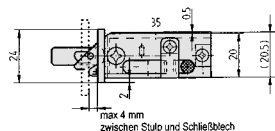
Please note: Connection lead should be ordered additionally. Striking plates are an integral part of DIN EN certification.

**Suitable fittings and accessories:**

Connection lead, with round plug connection; length about 9.5 m*	809ZBKAB04---00
Striking plates see chapter Accessories	

\* Cable at security lock about 0,5 m

Tubular frame - version without panic function  
non-split follower, not DIN EN 179/1125 conform

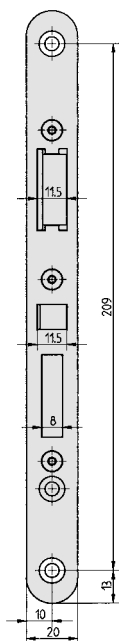
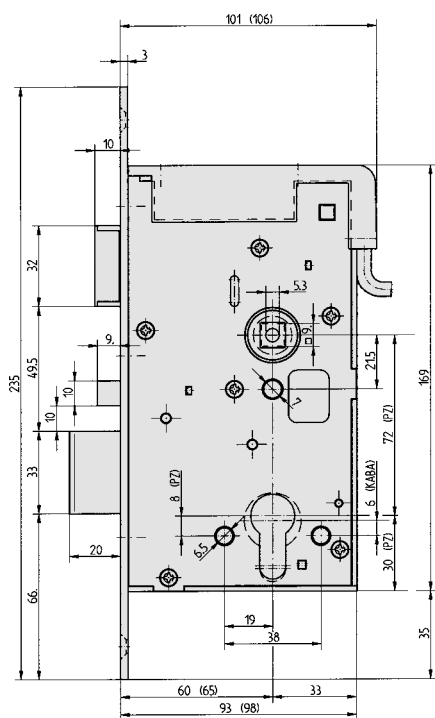


\* Cable at security lock about 0,5 m



## Solenoid lock model 809

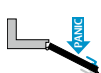
## Full door - version with panic function splited follower



### Electrical data

Rated operating voltage	12 V DC or 24 V DC
Rated current consumption	12 V DC: 220 mA 24 V DC: 110 mA
Max. contact rating	25 V / 1 A

## Version D



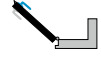
## Version F



## Version C



## Version E



Approval according to DIN EN 179 and DIN EN 1125

Not DIN EN 1125 conform

		Version	C
			D
Voltage	12 V	E	E
	24 V	F	F

Backset	Description	Order no.	
60 mm	Fail-locked, 20 mm face plate	809M12-72A60	+ 4
65 mm	Fail-locked, 20 mm face plate	809M12-72A65	+ 4 *
60 mm	Fail-unlocked, 20 mm face plate	809M32-72A60	+ 4 *
65 mm	Fail-unlocked, 20 mm face plate	809M32-72A65	+ 4 *
60 mm	Fail-locked, 24 mm face plate	809M12A72A60	+ 4 *
65 mm	Fail-locked, 24 mm face plate	809M12A72A65	+ 4 *
60 mm	Fail-unlocked, 24 mm face plate	809M32A72A60	+ 4 *
65 mm	Fail-unlocked, 24 mm face plate	809M32A72A65	+ 4 *

Please note: Connection lead should be ordered additionally. Striking plates are an integral part of DIN EN certification.

**Suitable fittings and accessories:**

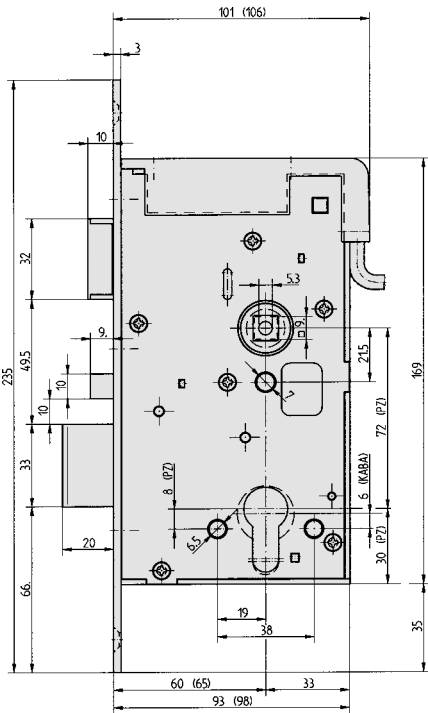
<b>Suitable fittings and accessories:</b>	<b>Order no.</b>
Connection lead, length about 10 m*	809ZBKAB06---00
Striking plates see chapter Accessories	

\* Cable at security lock about 0,5 m

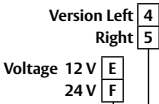
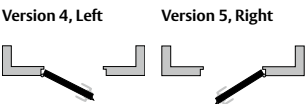
# Solenoid lock model 809

## Full door - version without panic function

### non-split follower, not DIN EN 179/1125 conform




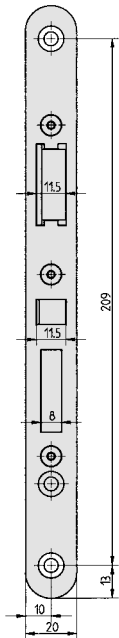
Electrical data	
Rated operating voltage	12 V DC or 24 V DC
Rated current consumption	12 V DC: 220 mA 24 V DC: 110 mA
Max. contact rating	25 V / 1 A



Backset	Description	Order no.
60 mm	Fail-locked, 20 mm face plate	809M14-72B60 * 4 *
65 mm	Fail-locked, 20 mm face plate	809M14-72B65 * 4 *
60 mm	Fail-unlocked, 20 mm face plate	809M34-72B60 * 9 *
65 mm	Fail-unlocked, 20 mm face plate	809M34-72B65 * 9 *
60 mm	Fail-locked, 24 mm face plate	809M14A72B60 * 4 *
65 mm	Fail-locked, 24 mm face plate	809M14A72B65 * 4 *
60 mm	Fail-unlocked, 24 mm face plate	809M34A72B60 * 9 *
65 mm	Fail-unlocked, 24 mm face plate	809M34A72B65 * 9 *

Please note: Connection lead should be ordered additionally.

Suitable fittings and accessories:	Order no.
Connection lead, length about 10 m	809ZBKAB06---00
Striking plates see chapter Accessories	



# Security lock model 709X, handle control



Tubular frame version

## Security lock with handle control 709X

The security lock with handle control 709X is used especially in situations where the advantages of handle-controlled unlocking have to be combined with the mechanical security requirements. The integrated monitoring contacts enable information to be provided on the important locking states.

The locks of the model Series 709X have a split follower and therefore, require an internal handle (or a panic bar) and an external handle. The lock can be actuated by a card reader, code lock, timer switch, button, etc. The bolt is forced back by the engaged external handle and the double action latch is no longer blocked. When the door is closed, the control latch together with the pre-tensioned cross control ensures that the bolt is fully extended and the double action latch blocked which improves the level of security obtained.

The panic side and the selection between fail-unlocked and fail-locked can be set at the lock as required. The rated operating voltage is 12 – 24 V DC.

### Fail-locked - Version:

The lock can also be opened using the outside handle when power is connected. When power is switched off (or fails), the outside handle is disengaged.

### Fail-unlocked - Version:

The lock can also be opened using the outside handle providing power is not connected (or there is a power failure). When power is switched on, the outside handle is disengaged.



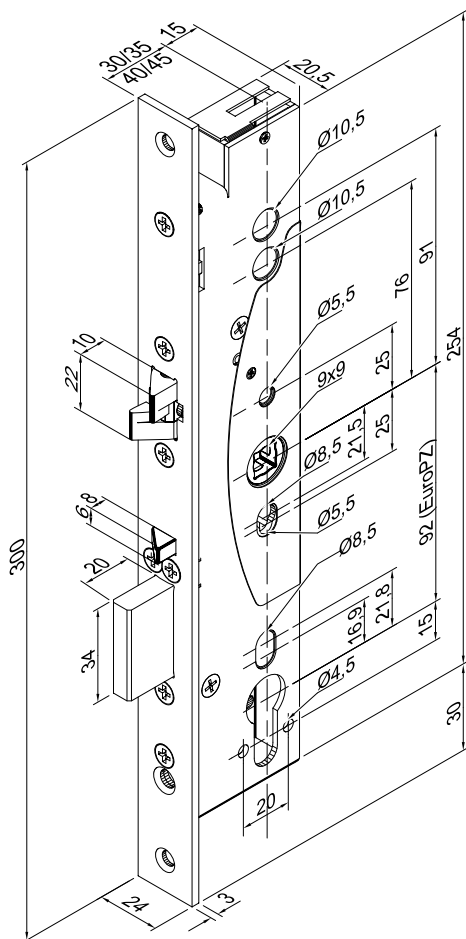
Full door version

## The advantages at a glance

- Mechanical self-locking
- Mechanical follow up control between latch and control latch
- With double action lock, so can be used with DIN left-hand and right-hand
- Mechanical follow up control between double action latch and control latch
- Burglary-resistant due to solid bolt with 20 mm throw
- Panic function
- Alternative function for unlocking with key from outside
- Monitoring functions

### Technical attributes

Version	Euro profile cylinder
Backsets tubular frame - version	35, 40, 45 mm
Backsets full door - version	60, 65, 80, 100 mm
Bolt throw	20 mm
Follower	9 mm
Distance tubular frame - version	92 mm
Distance full door - version	72 mm
Approval DIN EN 179	EU certificate of conformity 0432 BPR-001
Approval DIN EN 1125	EU certificate of conformity 0432 BPR-0017
Panic function	Yes
Suitable for fire doors	Yes



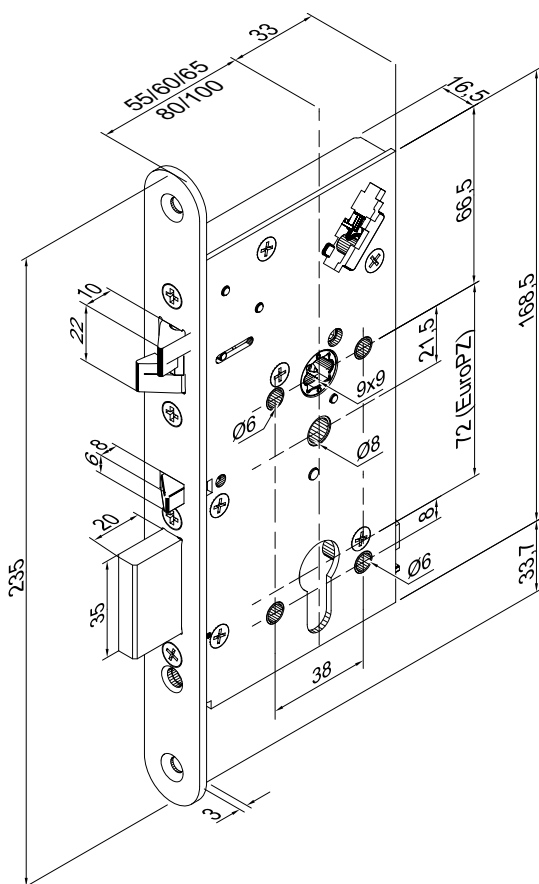
Rated operating voltage	12 V DC to 24 V DC +15% / -10%, stab.
Rated current consumption	12 V DC: 480 mA 24 V DC: 240 mA
Max. contact rating	24 V DC / 200 mA

Backset	Description	Order no.
30 mm	With panic function	709X102PZ---G4
35 mm	With panic function	709X202PZ---G4
40 mm	With panic function	709X302PZ---G4
45 mm	With panic function	709X402PZ---G4
30 mm	Without panic function	709X102PZX--G4
35 mm	Without panic function	709X202PZX--G4
40 mm	Without panic function	709X302PZX--G4
45 mm	Without panic function	709X402PZX--G4

Suitable fittings and accessories:	Order no.
Connecting cable Z09XKAB, length 10 m	Z09XKAB-----
Angled striking plate, DIN Left	Z09XSBL-01----4
Angled striking plate, DIN Right	Z09XSBL-01----5
Striking plate, with lip 16 mm	Z09XSBL-02---1
Angled striking plate, DIN Left	Z09XSBL-03---4
Angled striking plate, DIN Right	Z09XSBL-03---5
Striking plate, with lip 8 mm	Z09XSBL-04---1
Power supply unit, stabilised 12 V, 4,5 A with with wall bracket	1002-12-4,5--00
Power supply unit, stabilised 24 V, 2,5 A with with wall bracket	1002-24-2,5--00
Power supply unit, stabilised 12 V, 1,25 A	1003-12-1,25-00

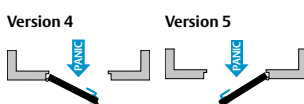
# Security lock modell 709X, handle control

## Full door – version



### Electrical data

Rated operating voltage	12 V DC bis 24 V DC +15% / -10%, stab.
Rated current consumption	12 V DC: 480 mA 24 V DC: 240 mA
Max. contact rating	24 V DC / 200 mA



Approval according to DIN EN 179 and DIN EN 1125

Version Universal	1
Links	4
Right	5

Backset	Description	Order no.	
55 mm	20 mm face plate, with panic function	709X501PZ---G4	*
55 mm	24 mm face plate, with panic function	709X502PZ---G4	1
60 mm	20 mm face plate, with panic function	709X601PZ---G4	*
60 mm	24 mm face plate, with panic function	709X602PZ---G4	1
65 mm	20 mm face plate, with panic function	709X701PZ---G4	*
65 mm	24 mm face plate, with panic function	709X702PZ---G4	1
80 mm	20 mm face plate, with panic function	709X801PZ---G4	*
80 mm	24 mm face plate, with panic function	709X802PZ---G4	1
55 mm	20 mm face plate, without panic function	709X501PZX---G4	*
55 mm	24 mm face plate, without panic function	709X502PZX---G4	1
60 mm	20 mm face plate, without panic function	709X601PZX---G4	*
60 mm	24 mm face plate, without panic function	709X602PZX---G4	1
65 mm	20 mm face plate, without panic function	709X701PZX---G4	*
65 mm	24 mm face plate, without panic function	709X702PZX---G4	1
80 mm	20 mm face plate, without panic function	709X801PZX---G4	*
80 mm	24 mm face plate, without panic function	709X802PZX---G4	1

Please note: Connection lead should be ordered additionally.

Warning: Models without panic function do not comply with DIN 1125.

Models without panic function do not feature a split follower. A full spindle should be used.

This enables both sides of the door handle to be controlled (engaged or disengaged).

### Suitable fittings and accessories:

	Order no.
Connecting cable Z09XKAB, length 10 m	Z09XKAB-----
Angled striking plate, DIN Left	Z09XSBL-01----4
Angled striking plate, DIN Right	Z09XSBL-01----5
Striking plate, with lip 16 mm	Z09XSBL-02----1
Angled striking plate, DIN Left	Z09XSBL-03----4
Angled striking plate, DIN Right	Z09XSBL-03----5
Striking plate, with lip 8 mm	Z09XSBL-04----1
Power supply unit, stabilised 12 V, 4,5 A with with wall bracket	1002-12-4,5--00
Power supply unit, stabilised 24 V, 2,5 A with with wall bracket	1002-24-2,5--00

# Security lock model 409X with microswitch



Tubular frame version

## Security lock with microswitch 409X

The microswitch security lock 409X is used where the locking of a door has to be ensured by a 20 mm dead bolt throw to meet the level of security demanded by insurance companies. Integrated monitoring contacts enable information to be provided on important locking states. Monitoring contacts for:

- Bolt extended / bolt retracted
- Handle operation
- Tamper loop
- Profile cylinder

## The advantages at a glance

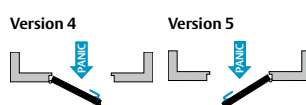
- Mechanical self-locking
- With double action lock, so can be used with DIN left-hand and right-hand
- Mechanical follow up control between double action latch and control latch
- Burglary-resistant due to solid bolt with 20 mm throw
- Burglary resistance up to resistance class 2 achievable in suitable door systems
- Panic function
  - Approvals as per DIN EN 179
  - Approvals as per DIN EN 1125
- Suitable for fire doors
- Used with front door furniture
- Alternative function for unlocking with key from outside
- Monitoring functions



Full door version

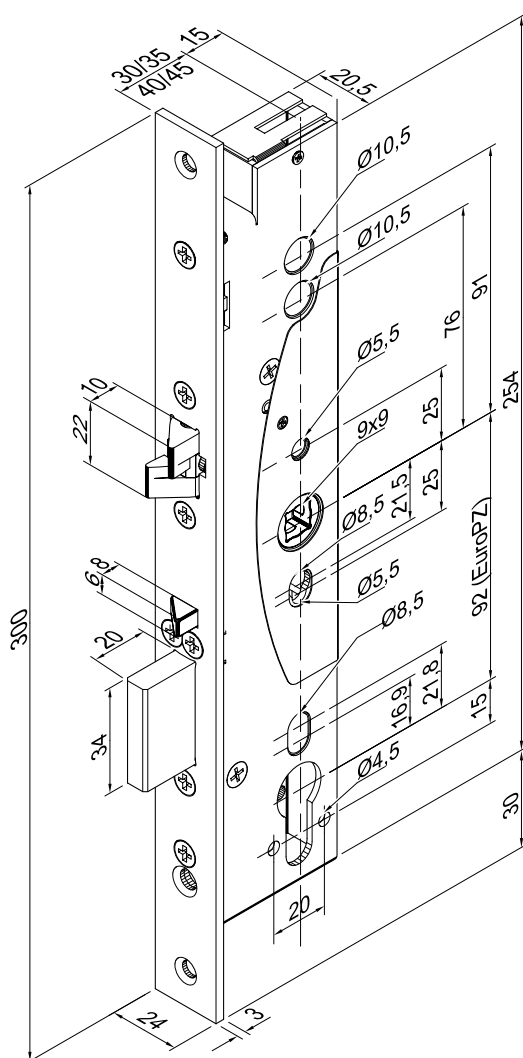
Technical attributes	
Version	Euro profile cylinder
Backsets tubular frame - version	30, 35, 40, 45 mm
Backsets full door - version	55, 60, 65 mm
Distance tubular frame - version	92 mm
Distance full door - version	72 mm
Bolt throw	20 mm
Follower	9 mm
Approval DIN EN 179	EU certificate of conformity 0432 BPR-001
Approval DIN EN 1125	EU certificate of conformity 0432 BPR-0017
Panic function	Yes
Suitable for fire door	Yes

## Notice for full door versions



Approval according to DIN EN 179 and DIN EN 1125





Max. contact rating microswitch	24 V DC / 200 mA
---------------------------------	------------------

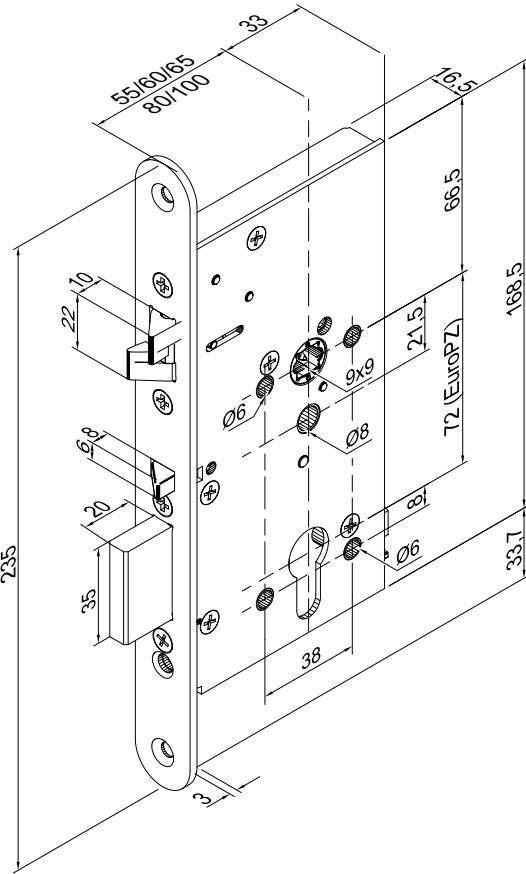
		Version Universal	1
Backset	Description	Order no.	
30 mm	Face plate 24 mm	409X102PZ-----	1
35 mm	Face plate 24 mm	409X202PZ-----	1
40 mm	Face plate 24 mm	409X302PZ-----	1
45 mm	Face plate 24 mm	409X402PZ-----	1

**Suitable fittings and accessories:**

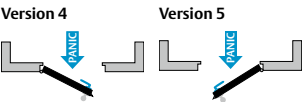
Suitable fittings and accessories:	Order no.
Connecting cable Z09XKAB, length 10 m	Z09XKAB-----
Striking plates see chapter Accessories	

# Security lock model 409X with microswitch

## Full door - version with panic function



Electrical data	
Max. contact rating microswitch	24 V DC / 200 mA



Approval according to DIN EN 179 and DIN EN 1125

Backset	Description	Order no.	
55 mm	Face plate 20 mm	409X501PZ-----	*
55 mm	Face plate 24 mm	409X502PZ-----	1
60 mm	Face plate 20 mm	409X601PZ-----	*
60 mm	Face plate 24 mm	409X602PZ-----	1
65 mm	Face plate 20 mm	409X701PZ-----	*
65 mm	Face plate 24 mm	409X702PZ-----	1
80 mm	Face plate 20 mm	409X801PZ-----	*
80 mm	Face plate 24 mm	409X802PZ-----	1
100 mm	Face plate 20 mm	409X901PZ-----	*
100 mm	Face plate 24 mm	409X902PZ-----	1

Please note: Connection lead should be ordered additionally. The locks of the model series 409X have a full follower and, therefore, require door furniture (internal handle or panic bar, external knob or bar).

Suitable fittings and accessories:	Order no.
Connecting cable Z09XKAB, length 10 m	Z09XKAB-----
Striking plates see chapter Accessories	

Version Universal	1
Links	4
Right	5



### Mechanical multi-point lock 319

We supply the pure mechanical model 319 as a basic model.

Due to its full follower, the lock can be combined with a door handle, or with a panic bar on the inside and a door knob on the outside. It can thus be fitted to steel and wooden full leaf security doors.

The electronic access control fitting ANYKEY meets with the requirements specified in DIN EN 1906 class 2 for security doors.

Metal frame designs require multi-point locks to conform with class 2 requirements. When combined with ANYKEY, Multi-Point Lock 319 fully complies with all requirements for security doors in accordance with DIN EN 1627 resistance class 2.

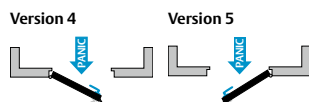
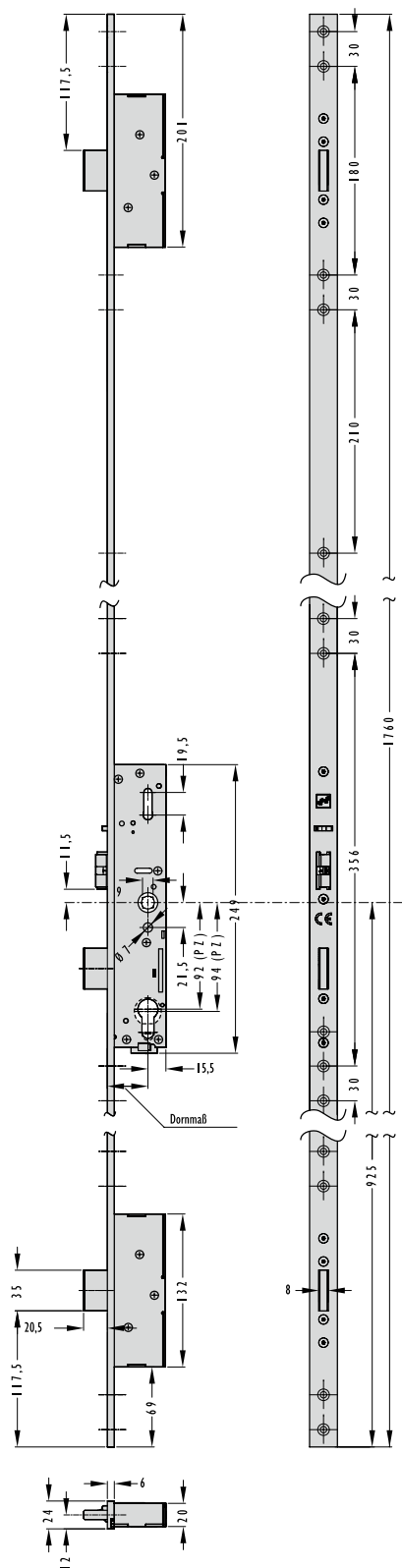
### The advantages at a glance

- Mechanical self-locking
- Burglary-resistant due to solid bolt with 20 mm throw
- 3 solid deadbolts
- Burglary resistance up to resistance class 4 achievable in suitable door systems
- Can be upgraded to include 4th deadbolt
- Panic function
  - Approvals as per EN 179
  - Approvals as per EN 1125
- Suitable for fire doors
- Used with door furniture
- Alternative function for unlocking with key from outside
- Version available with integrated escape door strike 331U in strike plate
- Version available with integrated latch bolt lock 807 in face plate

Technical attributes	
Version	Euro profile cylinder
Backsets tubular frame - version	35, 40, 45 mm
Backsets full door - version	65, 80 mm
Bolt throw	20 mm
Follower	9 mm
Distance tubular frame - version	92 mm
Distance full door - version	92 mm
Class of protection	IP 30
Approval DIN EN 1125	EU certificate of conformity 0432 BPR-0017 13.06.2006
Approval DIN EN 179	EU certificate of conformity 0432 BPR-001 13.06.2006
Break-in resistance nach DIN 18251-3	Classe 5
Static latch bolt load	5 kN
Static bolt load	10 kN
Bolt retraction force	6 kN
Deadbolt independent when tampered with	Yes
Unlocking under preload with rated voltage, rated current	200 N
Panic function	Yes
Suitable for fire door	Yes

## Mechanical multi-point lock model 319

Tubular frame- and full door - version with panic function



Version Left	4
Right	5

Backset	Description	Order no.	
35 mm	With 6 mm striking plate, standard	319E-2M92M35--	*
40 mm	With 6 mm striking plate, standard	319E-2M92M40--	*
45 mm	With 6 mm striking plate, standard	319E-2M92M45--	*
65 mm	With 6 mm striking plate, standard	319E-2M92M65--	*
80 mm	With 6 mm striking plate, standard	319E-2M92M80--	*
35 mm	Without striking plate, standard	319L-2M92M35--	*
40 mm	Without striking plate, standard	319L-2M92M40--	*
45 mm	Without striking plate, standard	319L-2M92M45--	*
65 mm	Without striking plate, standard	319L-2M92M65--	*
80 mm	Without striking plate, standard	319L-2M92M80--	*
35 mm	Without striking plate, with latch bolt lock 807-10	319E-2M92F35--	*
40 mm	Without striking plate, with latch bolt lock 807-10	319E-2M92F40--	*
45 mm	Without striking plate, with latch bolt lock 807-10	319E-2M92F45--	*
65 mm	Without striking plate, with latch bolt lock 807-10	319E-2M92F65--	*
80 mm	Without striking plate, with latch bolt lock 807-10	319E-2M92F80--	*

**Suitable fittings and accessories:**

Striking plates see chapter Accessories



Tubular frame version

**Mechanical security lock 309X - tubular frame version**

The mechanical security lock 309X is used where the locking of a door has to be ensured by a 20 mm dead bolt throw.

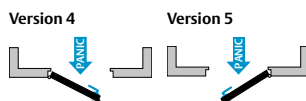
**The advantages at a glance**

- Mechanical self-locking
- With double action lock, so can be used with DIN left-hand and right-hand
- Mechanical follow up control between double action latch and control latch
- Burglary-resistant due to solid bolt with 20 mm throw
- Burglary resistance up to resistance class 2 achievable in suitable door systems
- Panic function
  - Approvals as per EN 179
  - Approvals as per EN 1125
- Suitable for fire doors
- Used with door furniture
- Alternative function for unlocking with key from outside

Technical attributes	
Version	Euro profile cylinder
Backsets tubular frame - version	30, 35, 40, 45 mm
Backsets full door - version	55, 60, 65 mm
Distance tubular fram - version	92 mm
Distance full door - version	72 mm
Bolt throw	20 mm
Follower	9 mm
Approval DIN EN 179	EU certificate of conformity 0432 BPR-001
Approval DIN EN 1125	EU certificate of conformity 0432 BPR-0017
Panic function	Yes
Suitable for fire doors	Yes

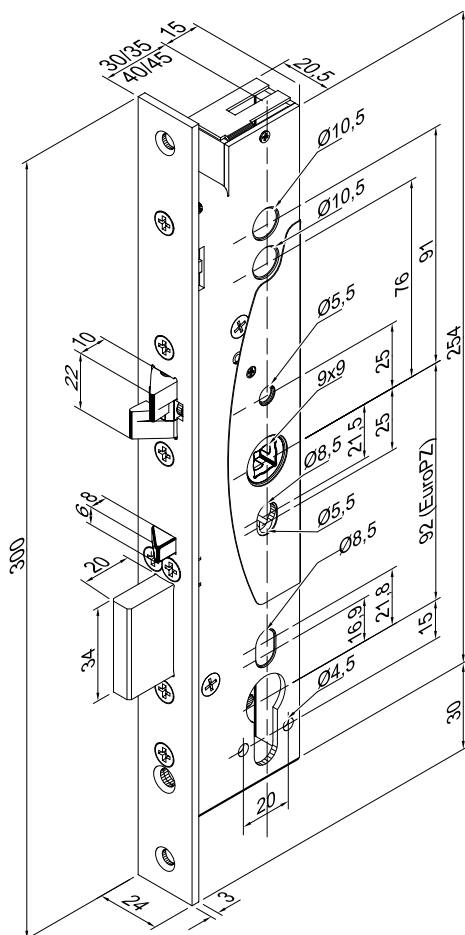


Full door version

**Notice for full door versions**

Approval according to DIN EN 179 and DIN EN 1125

## Tubular frame – version with panic function



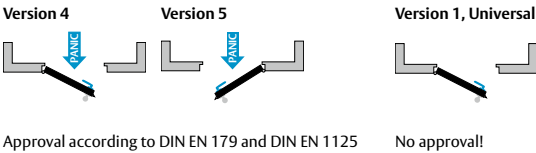
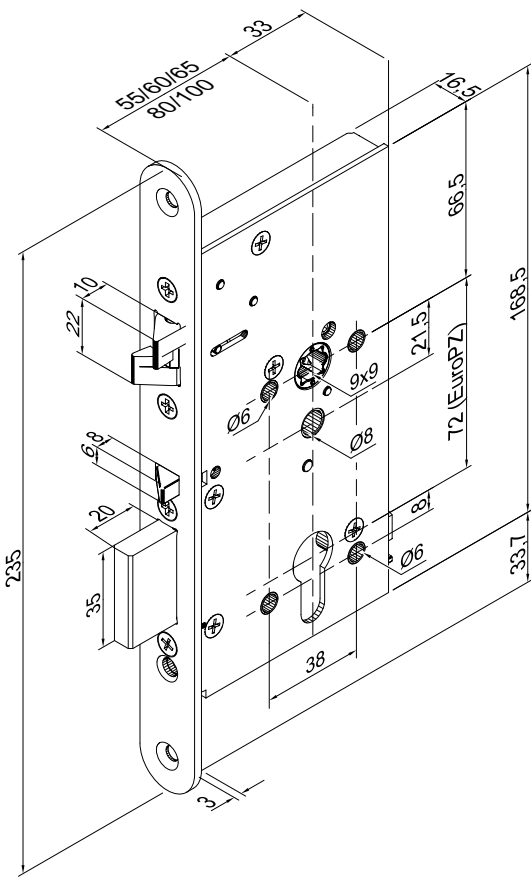
		Version Universal	1
Backset	Description	Order no.	
30 mm	Face plate 24 mm	309X102PZ-----	1
35 mm	Face plate 24 mm	309X202PZ-----	1
40 mm	Face plate 24 mm	309X302PZ-----	1
45 mm	Face plate 24 mm	309X402PZ-----	1

Please note:

Series 309X locks have a full follower and therefore require a door fitting (inside handle or crash bar, outside knob).

# Mechanical security lock model 309X

## Full door – version with panic function



Version Universal	1
Links	4
Right	5

Backset	Description	Order no.
55 mm	20 mm Stulp	309X501PZ----- *
55 mm	24 mm Stulp	309X502PZ----- 1
60 mm	20 mm Stulp	309X601PZ----- *
60 mm	24 mm Stulp	309X602PZ----- 1
65 mm	20 mm Stulp	309X701PZ----- *
65 mm	24 mm Stulp	309X702PZ----- 1
80 mm	20 mm Stulp	309X801PZ----- *
80 mm	24 mm Stulp	309X802PZ----- 1
100 mm	20 mm Stulp	309X901PZ----- *
100 mm	24 mm Stulp	309X902PZ----- 1

Please note:  
Series 309X locks have a full follower and therefore require a door fitting (inside handle or crash bar, outside knob).

# Door furniture - tubular frame

## Rose design

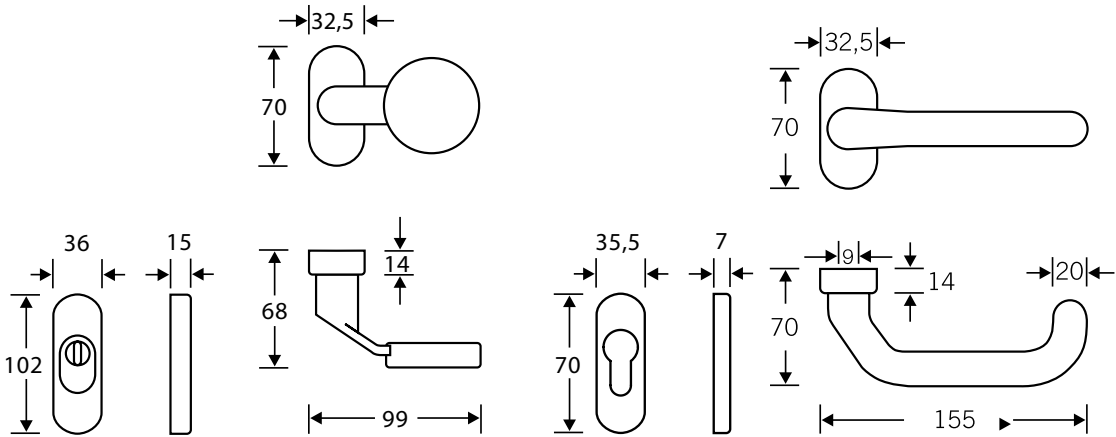


**Fixed knob furniture model 509ZB02**  
Fittings for models 309X, 409X, 509X (EN179) tubular frame - version  
(Backset 30-45 mm)

- Rose design, stainless steel, DO 20.3.01 for DIN EN 179
- Complete set:
- Fitting and fixing material (screws M5 x 25, one rivet nuts)
  - Internal and external door furniture screwed separately
  - Half spindle with roller see table
  - Protective rosette with integrated cylinder protection (inc. fixing material)

Technical attributes	
Material	Stainless steel
Version	Rose design
Cylinder type	Euro profile cylinder
Compatible with:	309X, 409X, 509X

Feature	Order no.
Backset 30 to 45 mm	509ZB02-----35



**Half spindles model 509-ZWS**  
Half spindle with roller for tubular frame security knob-lever set (complete fitting).

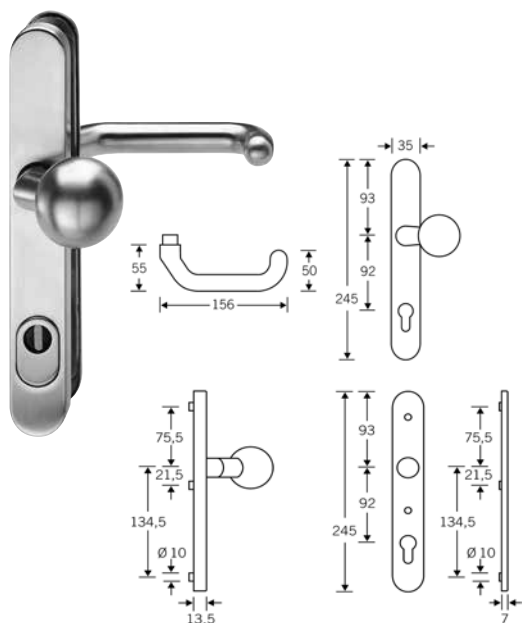
Technical attributes	
Material	Steel
Spindle	9 mm

Door leaf thickness	Feature	Order no.
35-45 mm	Spindle length 95 mm	509-ZWS-095--00
45-55 mm	Spindle length 105 mm	509-ZWS-105--00
55-65 mm	Spindle length 115 mm	509-ZWS-115--00
65-75 mm	Spindle length 125 mm	509-ZWS-125--00
75-85 mm	Spindle length 135 mm	509-ZWS-135--00



## Door furniture - tubular frame

## Long backplate - version



## Fixed knob furniture model 509ZB14

Fittings for models 309X, 409X, 509X, 509E, 519, 319 tubular frame - version  
(Backset 30-45 mm) Aluminium, stainless steel  
DO 20.3.2 for DIN EN 179

Compatible half spindle and mounting screw sets see tables.

Technical attributes	
Distance	92 mm
Cylinder type	Euro profile cylinder
Cylinder protection	Yes
Compatible with:	309X, 409X, 509X

Feature	Order no.
Stainless steel	509ZB14-----35
Aluminium F1	509ZB14-----44

### Notice!

With lock model  
509X, tubular frame  
version, only 2-point  
fixation feasible.

## Half Spindle Model 509-ZWS

Half spindle with roller for tubular frame security knob-lever set (complete fitting).

Technical attributes	
Material	Steel
Spindle	9 mm

Door leaf thickness	Feature	Order no.
35-40 mm	Spindle length 80 mm	509-ZWS-080-00
40-45 mm	Spindle length 85 mm	509-ZWS-085-00
45-50 mm	Spindle length 90 mm	509-ZWS-090-00
50-55 mm	Spindle length 95 mm	509-ZWS-095-00
55-60 mm	Spindle length 100 mm	509-ZWS-100-00
60-65 mm	Spindle length 105 mm	509-ZWS-105-00
65-70 mm	Spindle length 110 mm	509-ZWS-110-00
70-75 mm	Spindle length 115 mm	509-ZWS-115-00
75-80 mm	Spindle length 120 mm	509-ZWS-120-00
80-85 mm	Spindle length 125 mm	509-ZWS-125-00

### Fixing screw set model 809-ZS

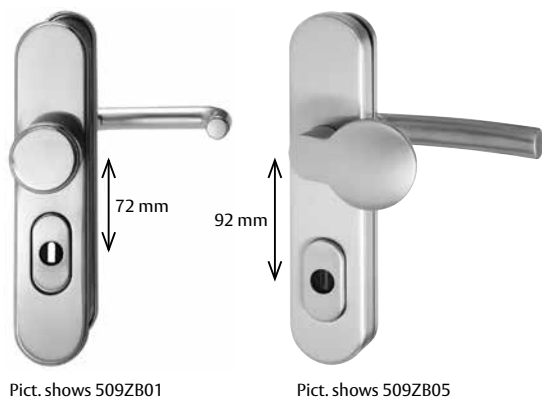
Fixing screw set for security knob-lever fittings and handle fittings.

Consists of 3x M6 / 2x M8 screws and 3 x compatible Allen keys.

Door leaf thickness	Feature	Order no.
35-40 mm	Screw length 45 mm	809-ZS-045---00
40-45 mm	Screw length 50 mm	809-ZS-050---00
45-50 mm	Screw length 55 mm	809-ZS-055---00
50-55 mm	Screw length 60 mm	809-ZS-060---00
55-60 mm	Screw length 65 mm	809-ZS-065---00
60-65 mm	Screw length 70 mm	809-ZS-070---00
65-70 mm	Screw length 75 mm	809-ZS-075---00
70-75 mm	Screw length 80 mm	809-ZS-080---00
75-80 mm	Screw length 85 mm	809-ZS-085---00
80-85 mm	Screw length 90 mm	809-ZS-090---00

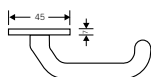
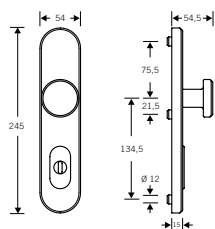
# Door furniture - full door - version

## Long backplate - version



Pict. shows 509ZB01

Pict. shows 509ZB05



### Fixed knob furniture model 509ZB01 and 509ZB05

Fittings for models 309X, 409X, 509X, 509E, 319 and 519 full door - version (Backset 55-100 mm)

Stainless steel, DO 20.3.02 for DIN EN 179 Complete - set with fitting and fixing material.

Compatible half spindle with screw roller and screws for seamless fastening in the long escutcheon with knob see table.

Technical attributes	
Material	Stainless steel
Cylinder type	Euro profile cylinder
Cylinder protection	Yes
509ZB01 compatible with:	309X, 409X, 509X
509ZB05 compatible with:	509E, 519

Feature	Order no.
x09 Lock, distance 72 mm	509ZB01-----35
x19 Multiple lock, distance 92 mm	509ZB05-----35

### Half spindles modell 509-ZWS

Half spindle with roller for tubular frame security knob-lever set (complete fitting).

Technical attributes	
Material	Steel
Spindle	9 mm

Door leaf thickness	Feature	Order no.
38-48 mm	Spindle length 100 mm	509-ZWS-100-00
48-58 mm	Spindle length 110 mm	509-ZWS-110-00
58-68 mm	Spindle length 120 mm	509-ZWS-120-00
68-78 mm	Spindle length 130 mm	509-ZWS-130-00
78-88 mm	Spindle length 140 mm	509-ZWS-140-00

### Fixing screw set model 809-ZS

Fixing screw set for security knob-lever fittings and handle fittings.

Consists of 3x M6 / 2x M8 screws and 3 x compatible Allen keys.

Technical attributes	
Version	M8

Door leaf thickness	Feature	Order no.
35-40 mm	Screw length 45 mm	809-ZS-045-00
40-45 mm	Screw length 50 mm	809-ZS-050-00
45-50 mm	Screw length 55 mm	809-ZS-055-00
50-55 mm	Screw length 60 mm	809-ZS-060-00
55-60 mm	Screw length 65 mm	809-ZS-065-00
60-65 mm	Screw length 70 mm	809-ZS-070-00
65-70 mm	Screw length 75 mm	809-ZS-075-00
70-75 mm	Screw length 80 mm	809-ZS-080-00
75-80 mm	Screw length 85 mm	809-ZS-085-00
80-85 mm	Screw length 90 mm	809-ZS-090-00

## Introduction

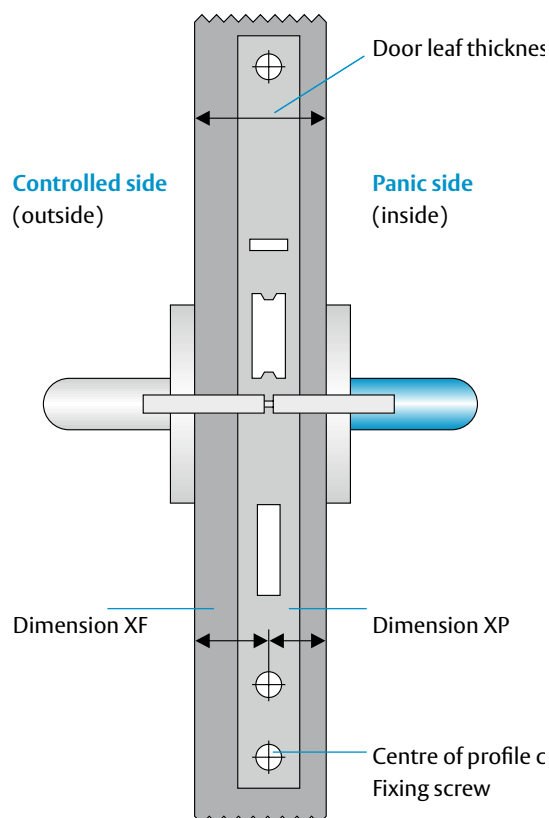
### Handle/Door furniture for solenoid locks

**With their controlled outside handle, solenoid locks offer an ideal combination between access control and panic functions.**

These locks feature both an inside and an outside door handle for opening the door. The spindle is split, so the door is operated differently on the inside from the outside.

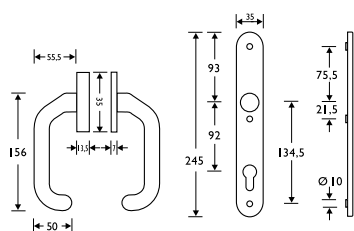
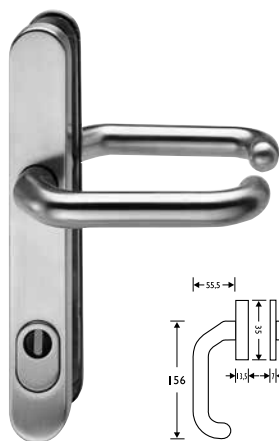
The inside handle is permanently attached to the lock mechanism and thus enables the lock to be drawn back and the door to be opened from the inside, thus ensuring people can always leave the respective building or area.

The outside handle is usually disengaged, i.e. the lock is not unbolted when the outside handle is turned and so the door cannot be opened. An access control unit uses the solenoid on the follower to connect the lock to the outside handle, thus providing authorised persons with access from the outside.



# Door furniture - tubular frame

## Long backplate - version



### Door furniture model 809ZB02

Fitting for models 709X, 809, 819 tubular frame - version (Backset 30-45 mm)  
DO 20.3.01 for DIN EN 179

Compatible split spindle and mounting screw set see table.

Technical attributes	
Backset	30-45 mm
Cylinder protection	Yes
Compatible with:	709X, 809, 819
Feature	
Stainless steel	809ZB02-----35
Aluminium F1	809ZB02-----44



### Spindle - free-wheeling side model 809-ZXF

For door handle fitting 809ZB02 tubular frame

Technical attributes	
Compatible with:	809ZB02
Spindle	9 mm

Dimension XF	Feature	Order no.
14-17,5 mm	Spindle length 43 mm	809-ZXF-430--00
17,5-21 mm	Spindle length 46,5 mm	809-ZXF-465--00
21-24,5 mm	Spindle length 50 mm	809-ZXF-500--00
24,5-28 mm	Spindle length 53,5 mm	809-ZXF-535--00
28-31,5 mm	Spindle length 57 mm	809-ZXF-570--00
31,5-35 mm	Spindle length 60,5 mm	809-ZXF-605--00
35-38,5 mm	Spindle length 64 mm	809-ZXF-640--00
38,5-42 mm	Spindle length 67,5 mm	809-ZXF-675--00
42-45,5 mm	Spindle length 71 mm	809-ZXF-710--00

### Spindle - panic side model 809-ZXP

For door handle fitting 809ZB02 tubular frame

Technical attributes	
Compatible with:	809ZB02
Spindle	9 mm

Dimension XP	Feature	Order no.
16-19,5 mm	Spindle length 38 mm	809-ZXP-380--00
19,5-23 mm	Spindle length 41,5 mm	809-ZXP-415--00
23-26,5 mm	Spindle length 45 mm	809-ZXP-450--00
26,5-30 mm	Spindle length 48,5 mm	809-ZXP-485--00
30-33,5 mm	Spindle length 52 mm	809-ZXP-520--00
33,5-37 mm	Spindle length 55,5 mm	809-ZXP-555--00
37-40,5 mm	Spindle length 59 mm	809-ZXP-590--00
40,5-44 mm	Spindle length 62,5 mm	809-ZXP-625--00
44-47,5 mm	Spindle length 66 mm	809-ZXP-660--00



# Door furniture - tubular frame

## Long backplate - version



### Full pin model 809-ZXV

For Handle Fitting 809ZB02 with full spindle for Locks 709X, 809 and 819 without panic function

Technical attributes	
Compatible with:	809ZB02
Spindle	9 mm

Door leaf thickness	Feature	Order no.
33-38 mm	Spindle length 85 mm	809-ZXV-085--00
38-43 mm	Spindle length 90 mm	809-ZXV-090--00
43-48 mm	Spindle length 95 mm	809-ZXV-095--00
48-53 mm	Spindle length 100 mm	809-ZXV-100--00
53-58 mm	Spindle length 105 mm	809-ZXV-105--00
58-63 mm	Spindle length 110 mm	809-ZXV-110--00
63-68 mm	Spindle length 115 mm	809-ZXV-115--00
68-73 mm	Spindle length 120 mm	809-ZXV-120--00
73-78 mm	Spindle length 125 mm	809-ZXV-125--00
78-83 mm	Spindle length 130 mm	809-ZXV-130--00
83-88 mm	Spindle length 135 mm	809-ZXV-135--00



### Fixing screw set model 809-ZS

Fixing screw set for security knob-lever fittings and handle fittings. Consists of 3x M6 / 2x M8 screws and 3 x compatible Allen keys.

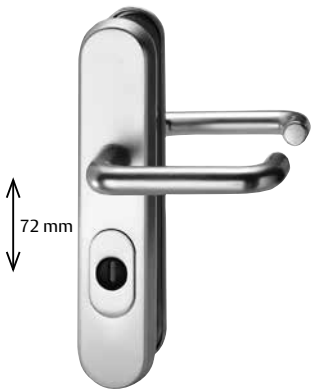
Technical attributes	
Compatible with:	809ZB02

Door leaf thickness	Feature	Order no.
35-40 mm	Screw length 45 mm	809-ZS-045---00
40-45 mm	Screw length 50 mm	809-ZS-050---00
45-50 mm	Screw length 55 mm	809-ZS-055---00
50-55 mm	Screw length 60 mm	809-ZS-060---00
55-60 mm	Screw length 65 mm	809-ZS-065---00
60-65 mm	Screw length 70 mm	809-ZS-070---00
65-70 mm	Screw length 75 mm	809-ZS-075---00
70-75 mm	Screw length 80 mm	809-ZS-080---00
75-80 mm	Screw length 85 mm	809-ZS-085---00
80-85 mm	Screw length 90 mm	809-ZS-090---00
85-90 mm	Screw length 95 mm	809-ZS-095---00

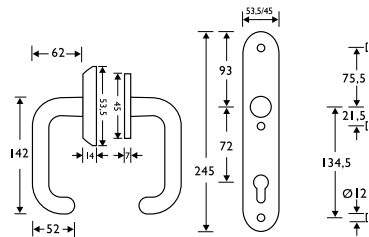
# Door furniture - full door

## Long backplate - version

Fittings



Pict. shows 809ZB01-----35



### Door furniture models 809ZB01 and 809ZB05 full door

Fitting for models 709X, 809 and 819 full door - version  
(Backset 55-100 mm)  
DO 20.3.02 for DIN EN 179

Compatible half spindle and mounting screw set see table.

Technical attributes	
Version	With Cylinder protection
Backset	55-100 mm
Compatible with:	709X, 809, 819

**Note!**  
Use tubular frame  
fitting spindles with  
the aluminium  
version.

Feature	Order no.
Stainless steel, distance 72 mm	809ZB01-----35
Aluminium F1, distance 72 mm	809ZB01-----44
Stainless steel, distance 92 mm	809ZB05-----35



Pict. shows 809ZB05-----35

## Door furniture - full door

### Long backplate - version



#### Spindle controlled side model 809-ZXF

For door handle fitting 809ZB01/ZB05 full door - version

Technical attributes	
Compatible with:	809ZB01 and 809ZB05
Spindle	9 mm

Dimension XF	Feature	Order no.
14,5-45,5 mm	Spindle length 71 mm	809-ZXF-710--00
46-75 mm	Spindle length 100 mm	809-ZXF-1000-00



#### Spindle panic side model 809-ZXP

For door handle fitting 809ZB01/ZB05 full door - version

Technical attributes	
Compatible with:	809ZB01 and 809ZB05
Spindle	9 mm

Dimension XP	Feature	Order no.
15-45 mm	Spindle length 66 mm	809-ZXP-660--00
45-60 mm	Spindle length 76,5 mm	809-ZXP-765--00



#### Full spindle model 809-ZXV

For Handle Fitting 809ZB01 /ZB05 with full spindle for Locks 709X, 809 and 819 without panic function.

Technical attributes	
Compatible with:	809ZB01 and 809ZB05
Spindle	9 mm

Door leaf thickness	Feature	Order no.
28-90	Spindle length 140 mm	809-ZXV-140--00



#### Fixing screw set model 809-ZS

Fixing screw set for security knob-lever fittings and handle fittings. Consists of 3x M6 / 2 x M screws and 3 x compatible Allen keys.

Technical attributes	
Compatible with:	809ZB01 and 809ZB05

Door leaf thickness	Feature	Order no.
35-40 mm	Screw length 45 mm	809-ZS-045---00
40-45 mm	Screw length 50 mm	809-ZS-050---00
45-50 mm	Screw length 55 mm	809-ZS-055---00
50-55 mm	Screw length 60 mm	809-ZS-060---00
55-60 mm	Screw length 65 mm	809-ZS-065---00
60-65 mm	Screw length 70 mm	809-ZS-070---00
65-70 mm	Screw length 75 mm	809-ZS-075---00
70-75 mm	Screw length 80 mm	809-ZS-080---00
75-80 mm	Screw length 85 mm	809-ZS-085---00
80-85 mm	Screw length 90 mm	809-ZS-090---00
85-90 mm	Screw length 95 mm	809-ZS-095---00

# Panic bar 1

## Door inside

Fittings



### Panic bar I model 8000

In combination with lock 309X, 409X, 509X, 709X, 519, 509E, 809E and 819E  
DO No. 30.04  
For DIN EN 1125

Technical attributes	
Bar	Brushed stainless steel
Housing	Plastic, silver
Compatible with:	309X, 409X, 509X, 709X, 809E, 819E

Feature	Order no.
Without profile cylinder hole	8000-00-2100---
With hole for Euro profile cylinder, 92 mm distance	8000-10-2100---
With hole for Euro profile cylinder, 72 mm distance	8000-20-2100---



### Panic bar I Modell 8000

In combination with lock 309X, 409X, 509X, 709X, 519, 509E, 809E and 819E  
DO Nr. 30.04  
For DIN EN 1125

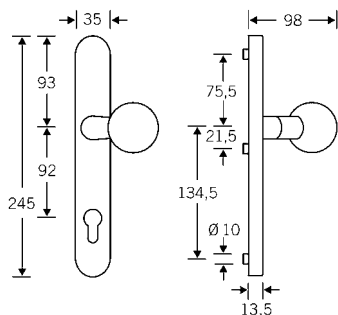
Technical attributes	
Bar	Brushed stainless steel
Housing	Plastic, black
Compatible with:	309X, 409X, 509X, 709X, 809E, 819E

Feature	Order no.
Without profile cylinder hole	8000-00-1100---
With hole for Euro profile cylinder, 92 mm distance	8000-10-1100---
With hole for Euro profile cylinder, 72 mm distance	8000-20-1100---



## Fitting variants for models 309X/409X/509X

### Tubular frame, door outside



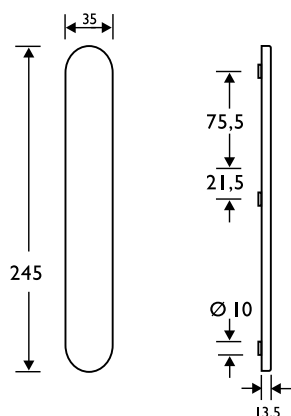
#### External fitting model 509ZB04

Long plate with knob (ball head) for panic bar I model 8000  
For DIN EN 1125

Technical attributes	
Version	cranked
Distance	92 mm
Cylinder type	Euro profile cylinder
Cylinder protection	Yes
Compatible with:	309X, 409X, 509X
Feature	
Stainless steel	509ZB04-----35
Aluminium F1	509ZB04-----44

#### Notice!

With lock model 509X, tubular frame version, only 2-point fixation feasible.



#### Blind plate model 8100-BL02

Outside as support for counter screwing. Compatible for panic bar 1.  
For DIN EN 1125

Technical attributes	
Height	245 mm
Width	35 mm
Depth	13,5 mm
Feature	
Stainless steel	8100-BL02----35
Aluminium F1	8100-BL02----44

#### Notice!

With lock model 509X, tubular frame version, only 2-point fixation feasible.

## Fitting variants for models 309X/409X/509X

## Tubular frame, door outside



## Half spindles model 509-ZWS

For long plate with knob, external door furniture for combining with panic bar I.

Technical attributes	
Compatible with:	509ZB04 and 8100-BL02
Spindle	9 mm

Door leaf thickness	Feature	Order no.
40-45 mm	Spindle length 75 mm	509-ZWS-075--00
45-50 mm	Spindle length 80 mm	509-ZWS-080--00
50-55 mm	Spindle length 85 mm	509-ZWS-085--00
55-60 mm	Spindle length 90 mm	509-ZWS-090--00
60-65 mm	Spindle length 95 mm	509-ZWS-095--00
65-70 mm	Spindle length 100 mm	509-ZWS-100--00
70-75 mm	Spindle length 105 mm	509-ZWS-105--00
75-80 mm	Spindle length 110 mm	509-ZWS-110--00
80-85 mm	Spindle length 115 mm	509-ZWS-115--00



## Fixing screw set model 809-ZS

Fixing screw set for security knob-lever fittings and handle fittings.

Consists of 3xM6 / 2xM8 screw and 3 x compatible Allen keys.

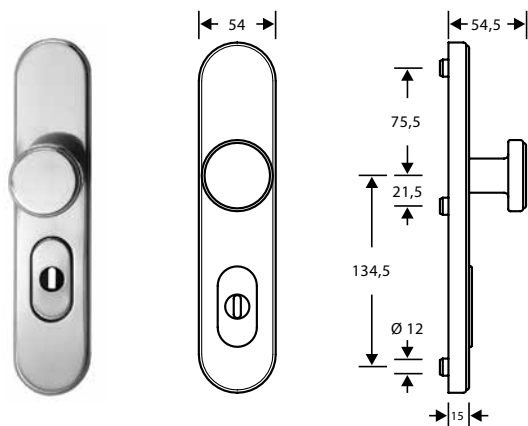
Please order a fixing screw set for each escutcheon.

Technical attributes	
Compatible with:	509ZB04 and 8100-BL02

Door leaf thickness	Feature	Order no.
35-40 mm	Screw length 45 mm	809-ZS-045--00
40-45 mm	Screw length 50 mm	809-ZS-050--00
45-50 mm	Screw length 55 mm	809-ZS-055--00
50-55 mm	Screw length 60 mm	809-ZS-060--00
55-60 mm	Screw length 65 mm	809-ZS-065--00
60-65 mm	Screw length 70 mm	809-ZS-070--00
65-70 mm	Screw length 75 mm	809-ZS-075--00
70-75 mm	Screw length 80 mm	809-ZS-080--00
75-80 mm	Screw length 85 mm	809-ZS-085--00
80-85 mm	Screw length 90 mm	809-ZS-090--00
85-90 mm	Screw length 95 mm	809-ZS-095--00

## Fitting variants for models 309X/409X/509X

## Full door, door outside

**External fitting model 509ZB03**

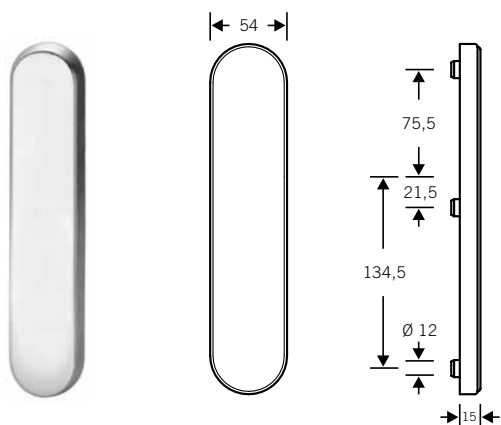
Long plate with knob for panic bar I model 8000. For DIN EN 1125

**Technical attributes**

Distance	72 mm
Cylinder type	Euro profile cylinder
Cylinder protection	Yes
Compatible with:	309X, 409X, 509X

**Feature**

Feature	Order no.
Stainless steel	509ZB03-----35

**Blind plate model 8100-BL01**

Outer side as support for counter screwing.  
Compatible for panic bar 1.

For DIN EN 1125

**Technical attributes**

Height	245 mm
Width	54 mm
Depth	15 mm

**Feature**

Feature	Order no.
Stainless steel	8100-BL01----35
Aluminium F1	8100-BL01----44

## Fitting variants for models 309X/409X/509X

## Full door, door outside

**Half spindles model 509-ZWS**

Half spindle with roller for full door security knob-lever set (complete fitting).

Technical attributes	
Compatible with:	509ZB03 and 8100-BL01
Spindle	9 mm

Door leaf thickness	Feature	Order no.
38-43 mm	Spindle length 80 mm	509-ZWS-080-00
43-48 mm	Spindle length 85 mm	509-ZWS-085-00
48-53 mm	Spindle length 90 mm	509-ZWS-090-00
53-58 mm	Spindle length 95 mm	509-ZWS-095-00
58-63 mm	Spindle length 100 mm	509-ZWS-100-00
63-68 mm	Spindle length 105 mm	509-ZWS-105-00
68-73 mm	Spindle length 110 mm	509-ZWS-110-00
73-78 mm	Spindle length 115 mm	509-ZWS-115-00
78-83 mm	Spindle length 120 mm	509-ZWS-120-00
83-88 mm	Spindle length 125 mm	509-ZWS-125-00

**Fixing screw set model 809-ZS**

Fixing screw set for security knob-lever fittings and handle fittings.

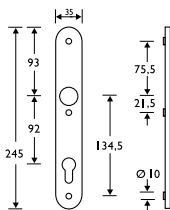
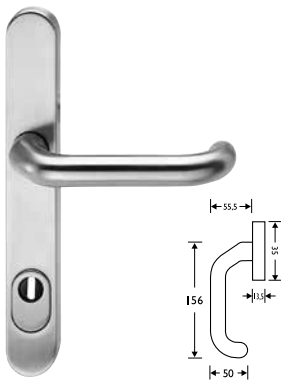
Consists of 3x M6 / 2 x M8 screws and 3x compatible Allen keys.

Technical attributes	
Compatible with:	509ZB03 und 8100-BL01

Door leaf thickness	Feature	Order no.
35-40 mm	Screw length 45 mm	809-ZS-045-00
40-45 mm	Screw length 50 mm	809-ZS-050-00
45-50 mm	Screw length 55 mm	809-ZS-055-00
50-55 mm	Screw length 60 mm	809-ZS-060-00
55-60 mm	Screw length 65 mm	809-ZS-065-00
60-65 mm	Screw length 70 mm	809-ZS-070-00
65-70 mm	Screw length 75 mm	809-ZS-075-00
70-75 mm	Screw length 80 mm	809-ZS-080-00
75-80 mm	Screw length 85 mm	809-ZS-085-00
80-85 mm	Screw length 90 mm	809-ZS-090-00
85-90 mm	Screw length 95 mm	809-ZS-095-00

# Fitting variants for models 709X/809E/819E

## Tubular frame, door outside

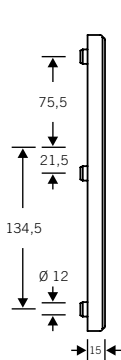



### External fitting model 809ZB04

Single fixed door furniture with cylinder protection for panic bar 1 model 8000. External fitting, 92 mm distance

For DIN EN 1125

Technical attributes	
Compatible with:	709X, 809E, 819E
Feature	
Stainless steel	809ZB04-----35
Aluminium F1	809ZB04-----44



### Blind plate model 8100-BL02

Outer side as support for counter screwing. Compatible for panic bar 1.

For DIN EN 1125

Technical attributes	
Height	245 mm
Width	35 mm
Depth	13,5 mm
Feature	
Stainless steel	8100-BL02-----35
Aluminium F1	8100-BL02-----44

## Fitting variants for models 709X/809E/819E

## Tubular frame, door outside

**Square pin - controlled side model 809-ZXF**

For door handle fitting 809ZB04 tubular frame

Technical attributes	
Compatible with:	809ZB04 and 8100-BL02
Spindle	9 mm

Dimension XF	Feature	Order no.
14-17,5 mm	Spindle length 43 mm	809-ZXF-430--00
17,5-21 mm	Spindle length 46,5 mm	809-ZXF-465--00
21-24,5 mm	Spindle length 50 mm	809-ZXF-500--00
24,5-28 mm	Spindle length 53,5 mm	809-ZXF-535--00
28-31,5 mm	Spindle length 57 mm	809-ZXF-570--00
31,5-35 mm	Spindle length 60,5 mm	809-ZXF-605--00
35-38,5 mm	Spindle length 64 mm	809-ZXF-640--00
38,5-42 mm	Spindle length 67,5 mm	809-ZXF-675--00
42-45,5 mm	Spindle length 71 mm	809-ZXF-710--00

**Square pin panic side model 809-ZXP**

For panic bar

Technical attributes	
Compatible with:	809ZB04 and 8100-BL02
Spindle	9mm

Dimension XP	Feature	Order no.
16-19,5 mm	Spindle length 27,5 mm	809-ZXP-275--00
19,5-23 mm	Spindle length 31 mm	809-ZXP-310--00
23-26,5 mm	Spindle length 34,5 mm	809-ZXP-345--00
26,5-30 mm	Spindle length 38 mm	809-ZXP-380--00
30-33,5 mm	Spindle length 41,5 mm	809-ZXP-415--00
33,5-37 mm	Spindle length 45 mm	809-ZXP-450--00
37-40,5 mm	Spindle length 48,5 mm	809-ZXP-485--00
40,5-44 mm	Spindle length 52 mm	809-ZXP-520--00
44-47,5 mm	Spindle length 55,5 mm	809-ZXP-555--00

**Fixing screw set model 809-ZS**

Fixing screw set for security knob-lever fittings and handle fittings.

Consists of 3x M6 / 2 x M8 screws and 3x compatible Allen keys.

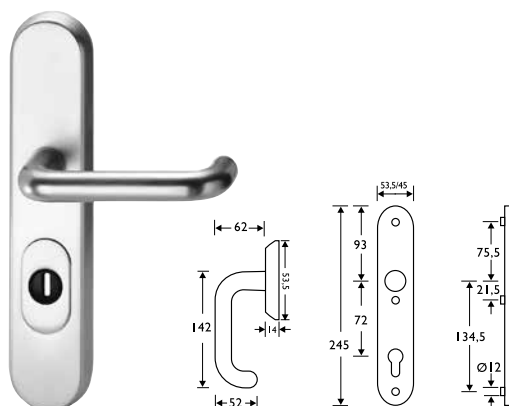
Technical attributes	
Compatible with:	809ZB04 and 8100-BL02

Door leaf thickness	Feature	Order no.
35-40 mm	Screw length 45 mm	809-ZS-045--00
40-45 mm	Screw length 50 mm	809-ZS-050--00
45-50 mm	Screw length 55 mm	809-ZS-055--00
50-55 mm	Screw length 60 mm	809-ZS-060--00
55-60 mm	Screw length 65 mm	809-ZS-065--00
60-65 mm	Screw length 70 mm	809-ZS-070--00
65-70 mm	Screw length 75 mm	809-ZS-075--00
70-75 mm	Screw length 80 mm	809-ZS-080--00
75-80 mm	Screw length 85 mm	809-ZS-085--00
80-85 mm	Screw length 90 mm	809-ZS-090--00
85-90 mm	Screw length 95 mm	809-ZS-095--00



# Fitting variants for models 709X/809E/819E

## Full door, door outside



### External fitting model 809ZB03

Single fixed door furniture with cylinder protection for panic bar 1 model 8000.

External fitting, 72 mm distance

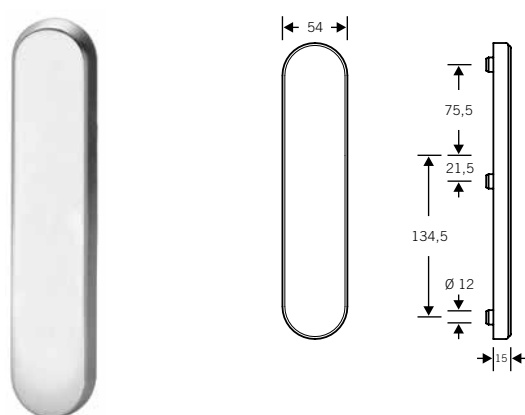
For DIN EN 1125

#### Technical attributes

Distance	72 mm
Cylinder protection	Yes
Compatible with:	709X, 809E, 819E

#### Feature

Feature	Order no.
Stainless steel	809ZB03-----35
Aluminium F1	809ZB03-----44



### Blind plate model 8100-BL01

Outer side as support for counter screwing.

Compatible for panic bar 1.

For DIN EN 1125

#### Technical attributes

Height	245 mm
Width	54 mm
Depth	15 mm

#### Feature

Feature	Order no.
Stainless steel	8100-BL01-----35
Aluminium F1	8100-BL01-----44

## Fitting variants for models 709X/809E/819E

## Full door, door outside

**Square pin - controlled side model 809-ZXF**

For single fixed door furniture 809ZB03 full door - version

Technical attributes	
Compatible with:	809ZB03 and 8100-BL01
Spindle	9 mm

Dimension XF	Feature	Order no.
14,5-45,5 mm	Spindle length 71 mm	809-ZXF-710--00
46-75 mm	Spindle length 100 mm	809-ZXF-1000-00

**Square pin panic side model 809-ZXP**

For panic bar 1

Technical attributes	
Compatible with:	809ZB03 and 8100-BL01
Spindle	9 mm

Dimension XP	Feature	Order no.
16-19,5 mm	Spindle length 27,5 mm	809-ZXP-275--00
19,5-23 mm	Spindle length 31 mm	809-ZXP-310--00
23-26,5 mm	Spindle length 34,5 mm	809-ZXP-345--00
26,5-30 mm	Spindle length 38 mm	809-ZXP-380--00
30-33,5 mm	Spindle length 41,5 mm	809-ZXP-415--00
33,5-37 mm	Spindle length 45 mm	809-ZXP-450--00
37-40,5 mm	Spindle length 48,5 mm	809-ZXP-485--00
40,5-44 mm	Spindle length 52 mm	809-ZXP-520--00
44-47,5 mm	Spindle length 55,5 mm	809-ZXP-555--00

**Fixing screw set model 809-ZS**

Fixing screw set for security knob-lever fittings and handle fittings.

Consists of 3x M6 / 2x M screws and 3 x compatible Allen keys.

Technical attributes	
Compatible with:	809ZB03 and 8100-BL01

Door leaf thickness	Feature	Order no.
35-40 mm	Screw length 45 mm	809-ZS-045--00
40-45 mm	Screw length 50 mm	809-ZS-050--00
45-50 mm	Screw length 55 mm	809-ZS-055--00
50-55 mm	Screw length 60 mm	809-ZS-060--00
55-60 mm	Screw length 65 mm	809-ZS-065--00
60-65 mm	Screw length 70 mm	809-ZS-070--00
65-70 mm	Screw length 75 mm	809-ZS-075--00
70-75 mm	Screw length 80 mm	809-ZS-080--00
75-80 mm	Screw length 85 mm	809-ZS-085--00
80-85 mm	Screw length 90 mm	809-ZS-090--00
85-90 mm	Screw length 95 mm	809-ZS-095--00

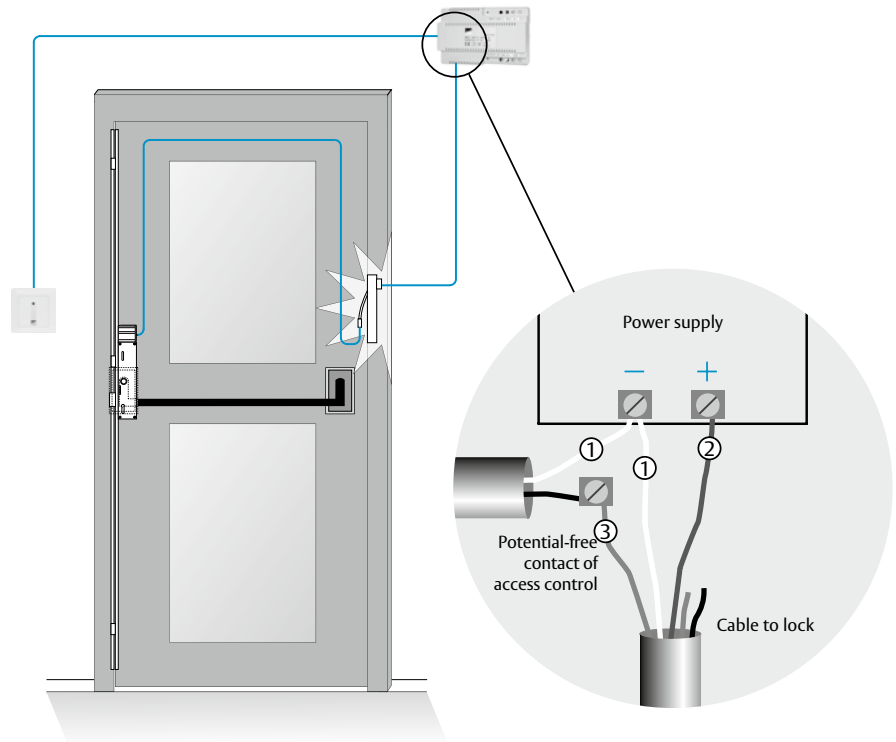


## System overview

### Connection technology and components for models 519, 509E

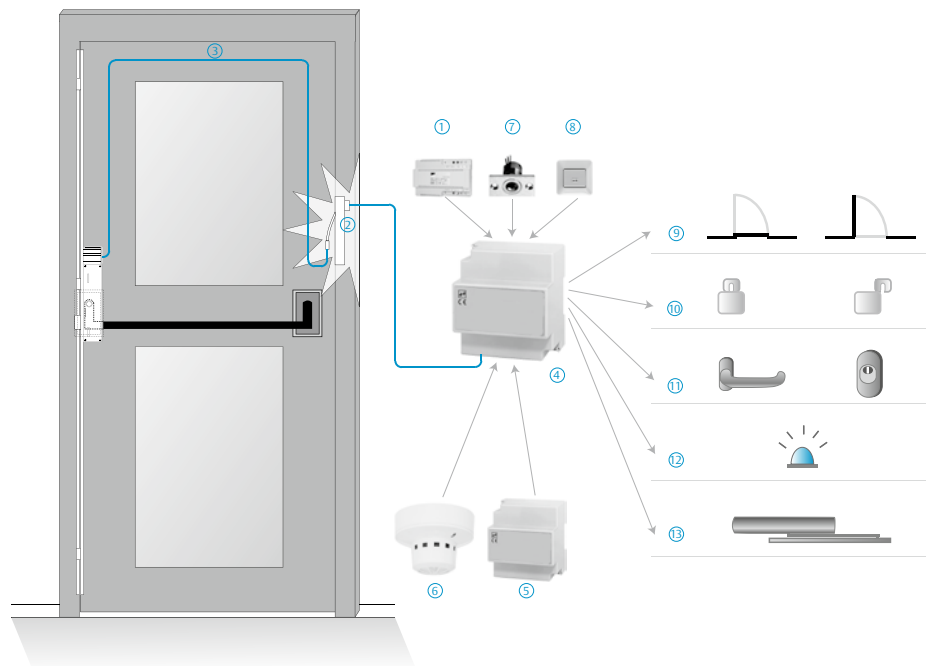
#### Easy-to-install connection technology

for performing main function (unlocking) via button, access control unit or building management system only needs to be connected to the +/- mains supply (brown 2 /white 1) and activation via -signal (green 3).



#### Extended version with HI-O module

If the HI-module is used and connected to the lock via the bus interface, a wide range of status messages are possible. This enables other modern functional door components to be connected as required.



#### Status messages

Functional status message displayed on UII board LEDs via dry relay contact.

- 9 Door closed
- 10 Door locked
- 11 Handle or cylinder contact
- 12 Alarm
- 13 Door automatics activation

#### Components

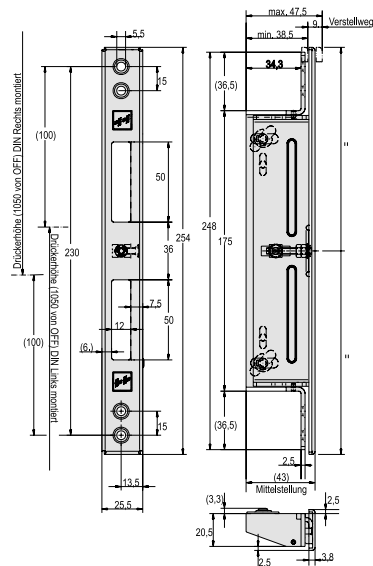
- |                               |               |    |
|-------------------------------|---------------|----|
| 1 Regulated power supply unit | 1003-24-4---- | 00 |
| 2 Concealed cable transition  | 10312-10----  | 00 |
| 3 Connection lead for 519     | Z19-KAB-----  | 00 |
| 4 HI-O UII Universal Interc.  | 901-IC-4----- | 00 |

#### Accessories

- |   |               |    |
|---|---------------|----|
| 5 Module for fire-rated doors                                   | 519ZBFS-----  | 00 |
| 6 Optical smoke detector  | 60030-----    | 00 |
| 7 Door contact optional   | 10405.11R---- | 00 |
| 8 Push-button, access control or building management technology |               |    |

# Accessories for locks

## Striking plates



### Striking plate model 809HZV

For lock models 809 and 809E.  
9 mm adjustable.  
Can be used to compensate the door gap distance.

Technical attributes	
Length	254 mm
Width	25,5 mm
Depth	3,8 mm

Feature	
Adjustable 9 mm	Order no. 809HZV----35-01

### Angled striking plate models Z09XSBL-01

For lock models 309X-709X

Technical attributes	
Version	Short
Length	170 mm
Width	20 mm

Feature	
DIN Left	Z09XSBL-01----4
DIN Right	Z09XSBL-01----5

### Angled striking plate models Z09XSBL-03

For lock models 309X-709X

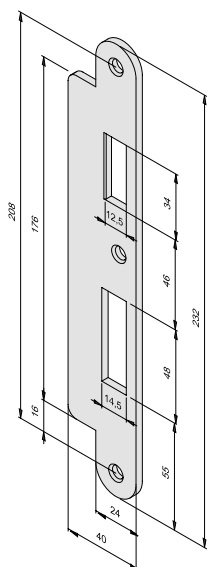
Technical attributes	
Version	Long
Length	250 mm
Width	20 mm

Feature	
DIN Left	Z09XSBL-03----4
DIN Right	Z09XSBL-03----5

**Notice!**  
Striking plates are an integral part of DIN EN certification. We thus recommend using the striking plates indicated here.

# Accessories for locks

## Striking plates

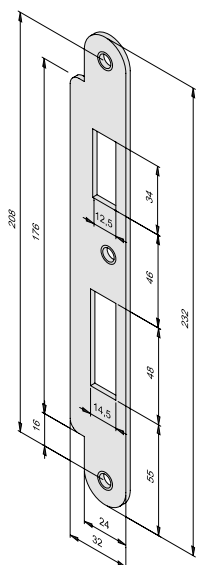


### Striking plate LAP model Z09XSBL-02

For lock models 309X-709X

Technical attributes	
Version	LAP universal
Length	232 mm
Width	40 mm

Feature	Order no.
With flanges 16 mm	Z09XSBL-02----1

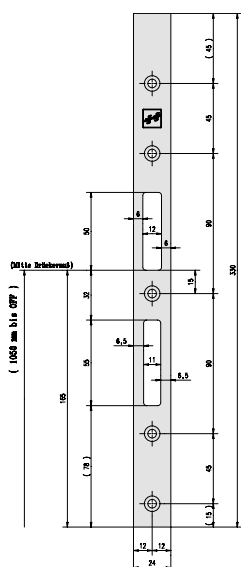


### Striking plate LAP universal model Z09XSBL-04

For lock models 309X-709X

Technical attributes	
Version	LAP universal
Length	232 mm
Width	32 mm

Feature	Order no.
With flanges 8 mm	Z09XSBL-04----1



### Flat striking plate model 509ZBS033

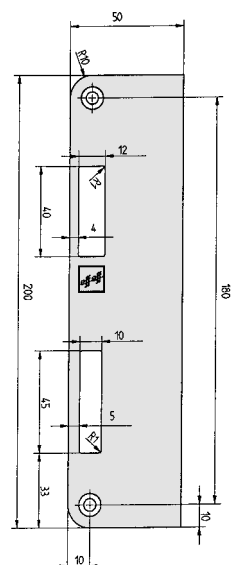
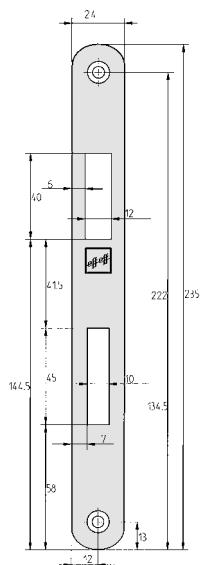
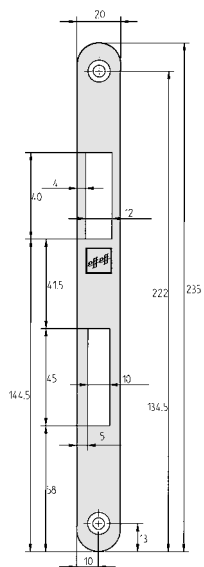
For lock model 509E

Technical attributes	
Version	Standard
Length	330 mm
Width	24 mm

Feature	Order no.
Material 3 mm; stainless steel	509ZBS0333SBL00
Material 6 mm; chrome-plated steel	509ZBS0336SBL00
Material 8 mm; chrome-plated steel	509ZBS0338SBL00

## Accessories for locks

### Striking plates



## Flat striking plate model 809HZ20

For lock models 809 and 809E

Technical attributes	
Version	Long
Length	235 mm
Width	20 mm

Feature	Order no.
Universal	809.000050---35

## Flat striking plate model 809HZ24

For lock models 809 and 809E

Technical attributes	
Version	Long
Length	235 mm
Width	24 mm

Feature	Order no.
Universal	809.000098---35

## Striking plate LAP model 809LAP

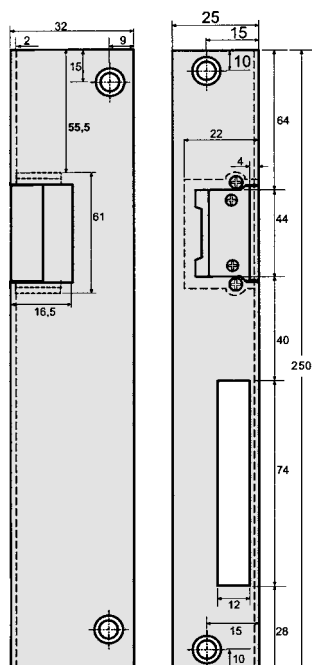
For lock models 809 and 809E

Technical attributes	
Version	Long
Lenght	180 mm
Width	50 mm

Feature	Order no.
Universal	809.00005001-35

# Accessories for locks

## Striking plates

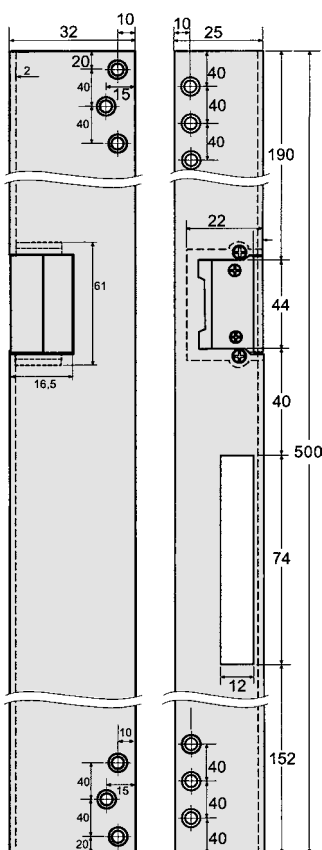


### Angled striking plate model 809iW066

For lock models 809 and 809E

Technical attributes	
Version	Long
Length	250 mm
Width	25 mm

Feature	Order no.
DIN Left	1410-6006635-04
DIN Right	1410-6006635-05



### Security angled striking plate model 809SiiW312

For lock models 809 and 809E, 509E

Technical attributes	
Version	Long
Length	500 mm
Width	25 mm

Feature	Order no.
DIN Left	1410-6031235-04
DIN Right	1410-6031235-05

## Accessories for multi-point locks

### Everything upgradable



#### Multi-point Locks 319, 519 and 819 with integrated Escape Door Strike 331U and Latch Bolt Lock 807

**Effeff multi-point locks can be upgraded with effeff escape door technology face plate and striking plate products.**

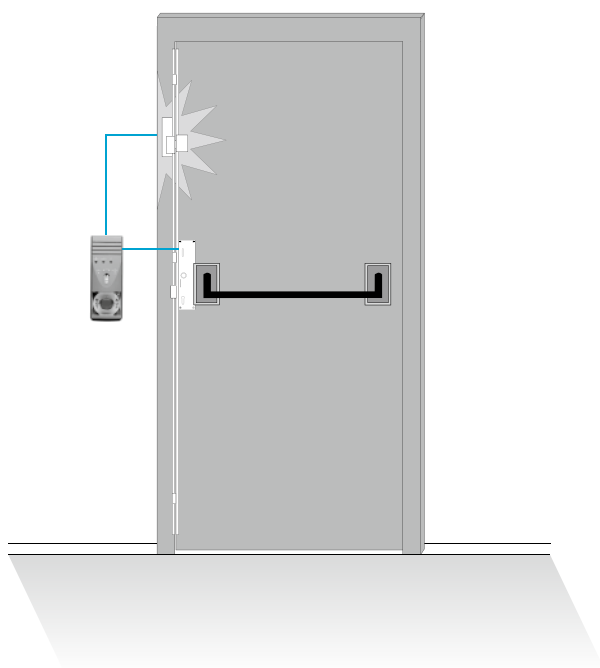
Panic locks are a matter of course in doors installed along escape routes. They often feature a self-locking design, so they can offer security as well as safety. Lockable interior doors as well as outside doors usually contain multi-point locks.

Such panic doors are quick and easy to open from the inside and may be misused to allow unauthorised persons into the building, for instance, or to leave the building undetected, in the case of shoplifting.

effeff multi-point locks with Escape Door Strike 331U and Latch Lock 807- 10 make an ideal combination for securely locked doors which can be used to control access as well as people exiting in the direction of escape. This combination not only fully complies with legal regulations, but also provides the best position for ensuring the door remains securely closed due the Escape Door Strike 331U and Latch Bolt Lock 07- 0 being installed on the door at shoulder height.

#### Special features

- Optimum position for escape door strike at shoulder height
- Prevents attempted break-ins where the panic bar is tampered with
- Optimum door control via lock cylinders/terminal cylinders or access control
- Controlled entrance/exit
- All functions in a single lock
- Reduced time spent building, planning and installing



#### Note

This system also complies with all requirements for security doors, fire doors, emergency exits and panic doors according to DIN EN 179 and DIN EN 1125 and requirements for electrical locking systems in doors along escape routes.

# Accessories for multi-point locks

## Striking plates

### Striking plates with integrated escape door strike 331U

Compatible to multi-point locks with latch bolt lock 807-10

Scale drawings see page 64

Feature	Order no.
3 mm striking plate, DIN Left	331U80-60848F94
3 mm striking plate, DIN Right	331U80-60848F95
6 mm striking plate, DIN Left	331U80-60948F94
6 mm striking plate, DIN Right	331U80-60948F95

### Single striking plates prepared for use with escape door strike 331U

Compatible to multi-point locks with latch bolt lock 807-10

Scale drawings see page 64

Feature	Order no.
3 mm striking plate, DIN Left	-----60848-04
3 mm striking plate, DIN Right	-----60848-05
6 mm striking plate, DIN Left	-----60948-04
6 mm striking plate, DIN Right	-----60948-05

### Compatible striking plates to model series 319/519/819

Material 2 mm striking plate: Stainless steel

Material 3 mm striking plate: Chrome-plated steel

Material 6 mm striking plate: Chrome-plated steel

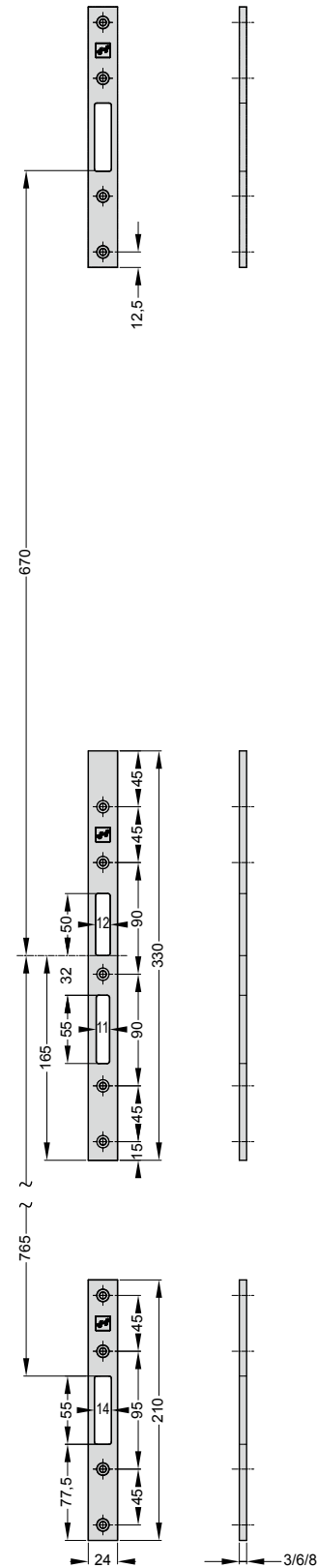
Feature	Order no.
Striking plate type threepart, striking plate length 210/330 mm, striking plate thickness 2 mm	819ZBS0212SBL00
Striking plate type threepart, striking plate length 210/330 mm, striking plate thickness 3 mm	819ZBS0213SBL00
Striking plate type threepart, striking plate length 210/330 mm, striking plate thickness 6 mm	819ZBS0216SBL00
Striking plate type continuous, striking plate length 1760 mm, striking plate thickness 2 mm	819ZBS1762SBL00
Striking plate type continuous, striking plate length 1760 mm, striking plate thickness 3 mm	819ZBS1763SBL00
Striking plate type continuous, striking plate length 1760 mm, striking plate thickness 6 mm	819ZBS1766SBL00

Information to three part striking plate length: 210 mm at additional bolt, 330 mm at lock

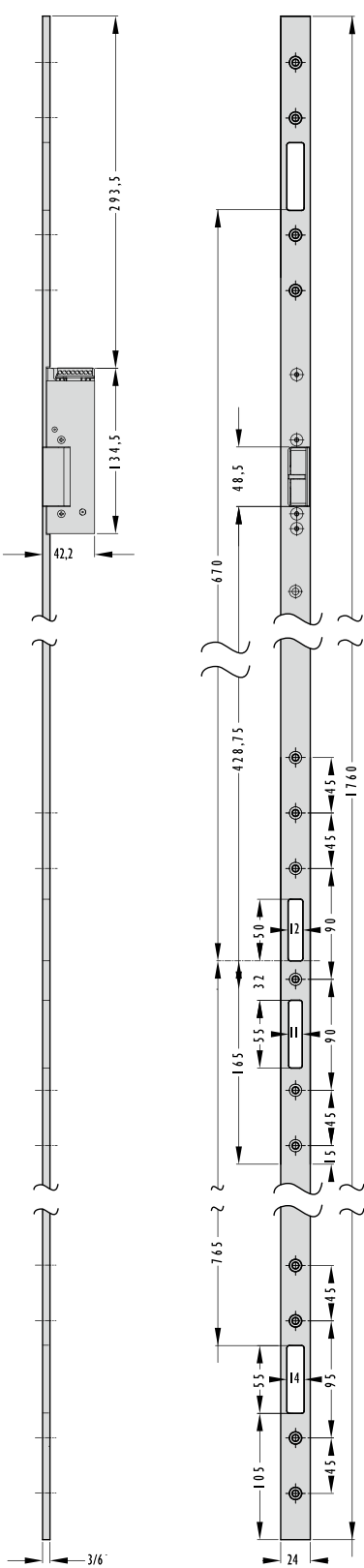
# Scale drawings multi-point locks

## Striking plates

Striking plate threepart



Striking plate with escape door strike 331U

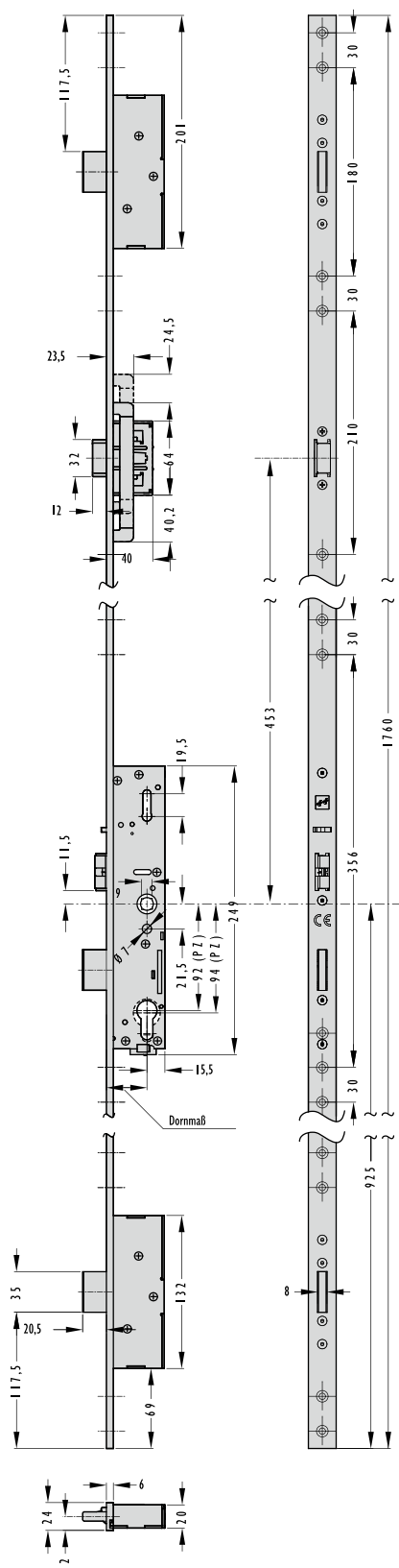




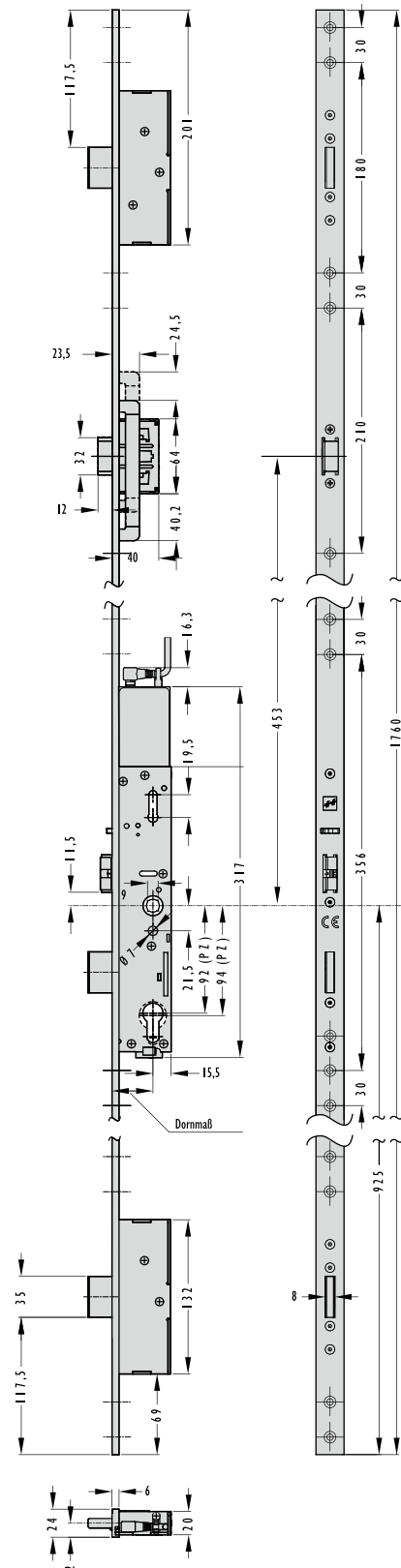
# Scale drawings multi-point locks

## Locks with latch bolt lock

Model 319 with latch lock 807-10

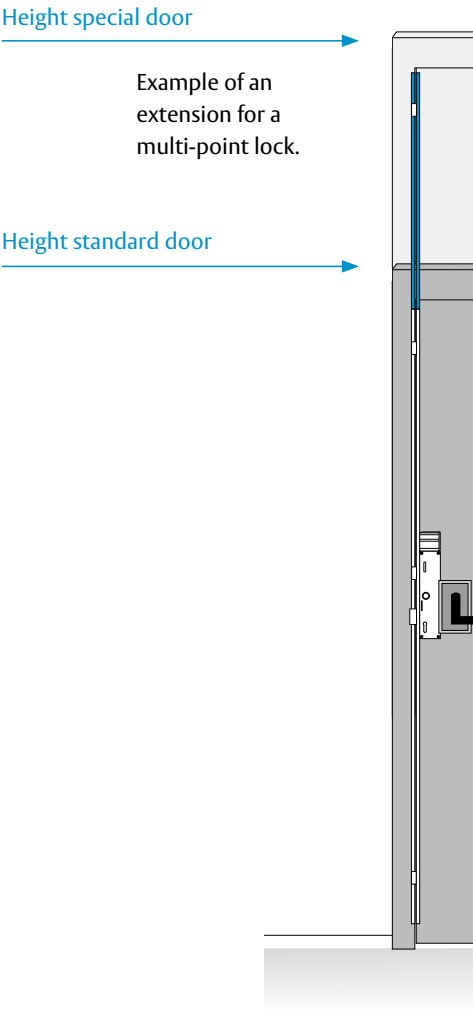


Model 519 with latch lock 807-10



# Scale drawings multi-point locks

## Extensions and striking plates



**Extensions and striking plates**  
Multi-point locks can be extended and upgraded with a 4th bolt.  
The following extensions are available for use:  
270 mm for height of door over 2,16 m  
350 mm for height of door over 2,25 m  
550 mm for height of door over 2,45 m

An extra 4th bolt is available for the upper part of doors on room height doors or doors higher than 2.5 m. This means the otherwise unstable part of the door is also now secured to provide protection against attempted break-ins.

- Special features**
- Requirements for burglary protection can thus also be met for extra high door systems.  
There is a trend in modern architecture towards room height doors. We are able to cater for such a demand with our extension system.

### Extensions to model series 319/519/819

Feature	Height of door leaf min. ca.	Order no.
270 mm	2,16 m	819ZBV027---00
350 mm	2,25 m	819ZBV027---35
550 mm	2,45 m	819ZBV027---55

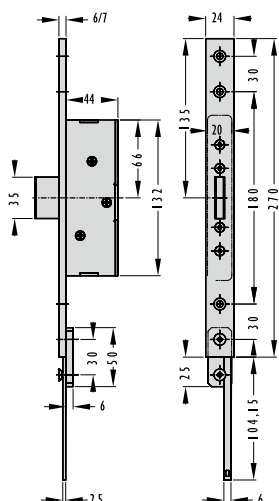
### Compatible striking plates for extensions mentioned above

Feature	Order no.
270 mm, striking plate thickness 3 mm	819ZBV0273SBL00
350 mm, striking plate thickness 3 mm	819ZBV0353SBL00
550 mm, striking plate thickness 3 mm	819ZBV0553SBL00
270 mm, striking plate thickness 6 mm	819ZBV0276SBL00
350 mm, striking plate thickness 6 mm	819ZBV0356SBL00
550 mm, striking plate thickness 6 mm	819ZBV0556SBL00

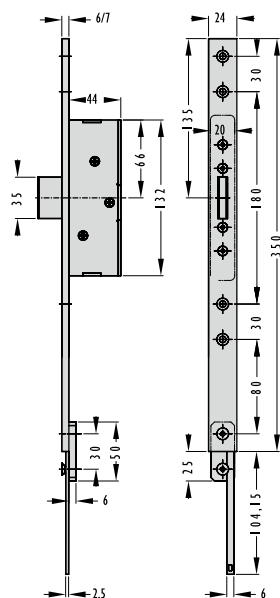
# Scale drawings multi-point locks

## For extensions and striking plates

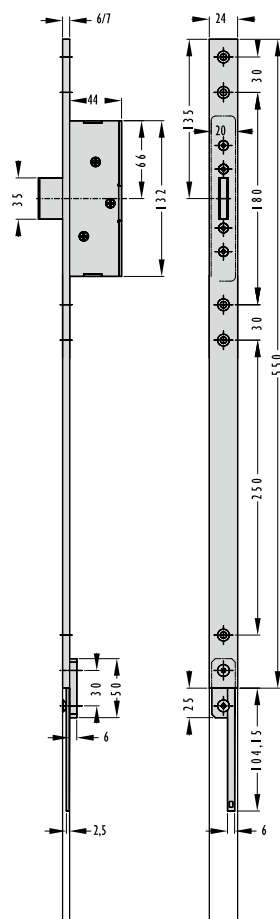
Additional bolt 270 mm



Additional bolt 350 mm



Additional bolt 550 mm



## Accessories

### Model 519, 509E



#### Universal Interconnectivity Interface (UII)

The Motorised Multi-Point Lock 519 and Motorised Lock 509E are electronically based devices. All basic functions required for operation as well as a Hi-O interface are integrated into such locks. The UII 901-IC-4 is used when additional functions such as monitoring contacts, time settings and extra door contacts are required.

The lock electronics and the UII 901-IC-4 communicate with each other via the Hi-O interface and the UII 901-IC-4 takes control. If the UII is used, the activation line in the lock can be deactivated and all activation and control functions are then managed via the BUS connection.

This prevents the electrics in the system from being tampered via the connection cables. The following signals and settings are possible:

#### Signals via potential-free contacts

- Relay status via LED display  
(to check current lock statuses. Is an interface with building management system)
- Alarm
- Door automatics activation
- Door handle / profile cylinder status
- Door open/closed
- locked



#### Fire protection module

Fire Safety Module 519ZBFS is required in addition to the UII 901IC-4 when motorised locks are used on fire rated doors. In the event of a fire or power failure, the two modules ensure that the motorised lock changes to locked status from whatever the status it was in and that the door can fulfil its fire safety function. It goes without saying that the panic function in the door handle or bar will continue to operate.

A client-provided smoke alarm system or smoke detector, such as the Optical Detector 60030, can be connected to detect smoke emission.

Technical attributes	
Height	98 mm
Width	88 mm
Depth	63 (44) mm

Feature	Order no.
UII-Module	901-IC4-----00

#### Functions

- Unlocking time 2-28 sec.
- Toggle function
- Escape route function
- Access control-function

#### Additional Inputs

- Door contact
- Release
- Smoke detector
- Fire alarm systems
- Resetting smoke detector

Technical attributes	
Length	98 mm
Width	88 mm
Depth	43 (49) mm

Feature	Order no.
	519ZBFS-----00

**Concealed cable transition 10312-10**

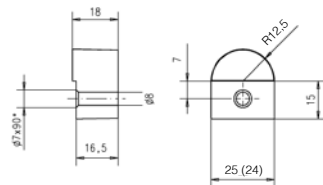
Suitable for feeding cables with installation casing on one side for wood, metal and synthetic profiles.

Technical attributes	
Installation dish	Onesided
Material housing	Stainless steel
Material spiral hose	Stainless steel
Max. cable diameter	7 mm
Max. permissible horizontal rotation	100 mm
Length	330 mm
Width	25 mm
Depth	17 mm

Feature	Order no.
Short version	10312-10-----00

**Mounting set model 10313 (10313-24)**

For cable transition 10312-10



Feature	Order no.
For short cable transitions, width 25 mm	10313-----00
For long cable transitions, width 24 mm	10313-24-----00

**Concealed cable transition 10312-20**

For feeding cable with integrated cable tracking and installation casing on one side.

Integration system for wooden, metal and plastic profiles.

Technical attributes	
Installation dish	Onesided
Material housing	Stainless steel
Material spiral hose	Stainless steel
Max. cable diameter	7 mm
Max. permissible horizontal rotation	200 mm
Length	519 mm
Width	24 mm
Depth	49,5 mm

Feature	Order no.
Long version	10312-20-----00

**Concealed cable transition 10314-10**

With integrated break-proof flex cable, clamp-plug connection technology and installation casing on one side suitable for wood, metal and plastic profiles.

Technical attributes	
Installation dish	Onesided
Material housing	Stainless steel
Material spiral hose	Stainless steel
Signal transmission	10-pole
Max. permissible horizontal rotation	100 mm
Length	297 mm
Width	25 mm
Depth	17 mm
Rated operating voltage	24 V
Operating voltage tolerance range	+ 20%
Max. current consumption	1 A 100% ED, 4 A max. 1 sec. 10% ED
Contact resistance per signal	0,21 Ohm
Life span	1 Mio. cycles

Feature	Order no.
Short version	10314-10-----00



#### Concealed cable transition 10314-20

With integrated break-proof flex cable, clamp-plug connection technology and installation casing on one side suitable for wood, metal and plastic profiles.

Technical attributes	
Installation dish	Onesided
Material housing	Stainless steel
Material spiral hose	Stainless steel
Signal transmission	10-pole
Max. permissible horizontal rotation	200 mm
Length	519 mm
Width	24 mm
Depth	17,5 mm
Rated operating voltage	24 V
Operating voltage tolerance range	+ 20%
Max. current consumption	1 A 100% ED, 4 A max. 1 sec. 10% ED
Contact resistance per signal	0,35 Ohm
Life span	1 Mio. cycles

Feature	Order no.
Plug-in terminal; concealed; long; integration system for wooden, metal and plastic profiles	10314-20-----00

Technical attributes	
Installation dish	Two-sided
Material housing	Stainless steel
Material spiral hose	Stainless steel
Signal transmission	10-pole
Max. permissible horizontal rotation	200 mm
Length	519 mm
Width	24 mm
Depth	17,5 mm
Rated operating voltage	24 V
Operating voltage tolerance range	+ 20%
Max. current consumption	1 A 100% ED, 4 A max. 1 sec. 10% ED
Contact resistance per signal	0,35 Ohm

Feature	Order no.
Long version	10314-20-20--00

Technical attributes	
Version	For open fitting
Material	Brass, nickel-coated
Length	18 cm
Inside diameter	7 mm

Feature	Order no.
Length 18 cm	10318-----00
Length 30 cm	10318-30-----00
Length 40 cm	10318-40-----00
Length 60 cm	10318-60-----00
Length 80 cm	10318-80-----00



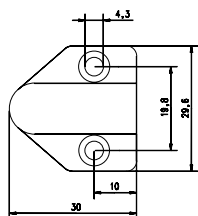
#### Concealed cable transition 10314-20-20

With integrated break-proof flex cable, clamp-plug connection technology and installation casing on both sides. Installation system for minimal room dimensions and unobstructed movement. This system is particularly suitable for door systems with reduced spacing for hinges and inside hinges. The advantage of this fitting type is being able to position the door flush with the frame (0 mm reveal when door is closed). Minimal gaps for door rotation, as with inside hinges, for instance, do not result in the door jamming.



#### Cable connector model 10318

For direct transmission of current from the door frame to the door leaf. Rustproof, flexible metal hose. Fixing caps for mounting on door frame and door leaf.



You can find a complete overview of our cable transitions in our accessories catalogue.



**Power supply model 1002**

Surface-mounted fitting with wall bracket.  
Compatible with models 509X, 709X, 809 and 819.

Technical attributes	
Length	108 mm
Width	58 mm
Height	31 mm
Primary connecting cable	1.8 mains cable, plug/socket
Secondary connecting cable	2 x 0.75 mm, 1.8 m secured, with connector sleeves

Feature	Order no.
Stabilized 24 V, 2,5 A	1002-24-2,5--00
Stabilized 12 V, 4,5 A	1002-12-4,5--00

**Power supply device model 1003 24 V**

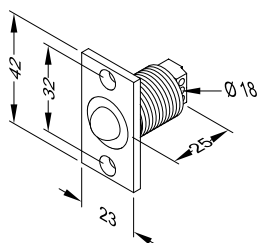
There is a suitable power supply unit for each type of use. The individual power supply units stand out due to their constant output voltage during fluctuations in mains voltage and load alternation.

Technical attributes	
Mounting type	Surface-mounted / top hat rail
Overload protection	Electronic
Operating temperature range	-5 °C to +40 °C
Class of protection	IP 00
Protection rating	II/Insulation protection
Housing	Plastic
Casing colour	RAL 7035
Rated operating voltage	100-240 V AC
Output voltage	24 V DC (regulated)

Feature	Order no.
4 A, (H/W/L) 66,5/93/140 mm	1003-24-4----00

**Conical contact model 10405.11**

It is characterized particularly by its hardwearing design with steel ball and screw thread for flexible setting to a wide range of different door geometries.



Technical attributes	
Max. contact rating	25 V / 1 A
Class of protection	IP 40
Response path	1 mm
Adjustment path	13 mm
Diameter	18 mm
Type of connection	Screw terminals
Life span	1 Mio. switching cycles
Contact type	Change-over contact

Feature	Order no.
Square faceplate	10405.11-----00
Radius faceplate	10405.11R-----00

**Connection lead Modell Z09XKAB**

Compatible with models 409X, 509X and 709X.

Technical attributes	
Length	10 m

Feature	Order no.
Plug attached on one side	Z09XKAB-----

**Connection lead model 809ZBKAB04**

Compatible with models 809, 819, 809E and 819E für tubular frame - versions with backset 35, 40, 45 mm.

Technical attributes	
Length	9,5 m
Feature	
With round plug connection	809ZBKAB04---00

**Connection lead model 809ZBKAB06**

Compatible to model 809 for full door - versions with backset 60,65 mm.

Technical attributes	
Length	10 m
Feature	
Without connector	809ZBKAB06---00

**Connection lead model Z19ZBKAB**

Compatible to model 519, 509 E, 5-pole

Technical attributes	
Length	10 m
Feature	
Without connector	Z19ZBKAB-----00

**Spacer plate - set 519ZB / 819ZB**

The distance plate sets are suitable for protecting sliding bars in wooden doors against blocking as well as compensating for the gap between striking plates and face plates.

Feature	Order no.
1 mm for models 819/319	819ZB-D1-----00
1 mm for model 519	519ZB-D1-----00
1 mm for model 819/319 with 807 latch bolt lock	819ZB-D1F----00
1 mm for model 519 with 807 latch bolt lock	519ZB-D1F----00

**Spacer plate - set Z19ZB**

The distance plate sets are suitable for protecting sliding bars in wooden doors against blocking as well as compensating for the gap between striking plates and face plates.

Feature	Order no.
1 mm for extension 270 mm	Z19ZB-D1V027-00
1 mm for extension 350 mm	Z19ZB-D1V035-00
1 mm for extension 450 mm	Z19ZB-D1V045-00
1 mm for extension 550 mm	Z19ZB-D1V055-00

**Testing set for lock 519 / 509 E**

This testing device can be used to check all locking functions as well as signals from the lock.

It can be directly plugged into Lock 519 using the enclosed cable and plug. In the case of inaccessible locks in doors, the testing device can be quickly and easily connected to the installation cable using the clamp connections.

The testing device contains an integrated power supply unit.

**The testing device is used to:**

- Check for non mounted locks
- Check a completed door at the door manufacturer's facilities as part of a final inspection
- Check on-site installation once the installer has completed installation

Order no.
Z09-PG-01----00



## Detailed information

### The following standards must be observed

#### New standards for doors in escape routes

Since 1 April 2003 new standards for doors in escape routes have become valid in two application areas.

- Emergency exit locks according to DIN EN 179
- Panic locks according to DIN EN 1125

### DIN EN 179

**DIN EN 179 describes emergency exit locks with handle or push plate for doors in escape routes**

An emergency exit lock according to EN 179 is a mechanism that is suitable for buildings in which panic will most probably not break out in a dangerous situation. Emergency exit locks should ensure a secure and effective escape through a door by simply and quickly unlocking the escape door lock. Previous knowledge of the function of the lock is necessary to operate it quickly. The lock secures the closed door. It comprises a blocking element (or several blocking elements) that engages in the counter unit of the blocking element in the door frame or floor. The blocking element is released by pressing the door handle or the push plate downward or in the direction of escape.

**Note!**  
Emergency exit locks are not suitable as panic locks!

#### Test criteria DIN EN 179:

- No test with side load
- Permanent function test - 200.000 test cycles
- CE mark necessary
- Conformity declaration by independent test institute (MPI Dortmund)
- Lock, door furniture and striking plate must be tested together

#### Door furniture approved according DIN EN 179

- IKON door furniture DO No. 20.15.01 and 20.15.02
- FSB door furniture DO No. 20.03.01 and 20.03.02
- HEWI door furniture DO No. 20.13.01 and 20.13.02

Further approvals are to follow.

### DIN EN 1125

**DIN EN 1125 describes panic door locks in combination with horizontal bars in escape routes.**

A panic door lock according to EN 1125 is a mechanism that is suitable for buildings in which panic will probably break out in a dangerous situation. It is intended as a reliable possibility of escape requiring minimum of effort and without previous knowledge of the escape door lock. Even when the door is preloaded (side load), the panic lock must unlock reliably. The lock locks the closed door. It consists of a blocking element (or several blocking elements) that engages in the counter unit of the blocking element in the surrounding door frame. The blocking element is released in the escape direction by the movement of the horizontal operating bar on the inside of the door. It must be possible to activate the release function at every point over the full length of the bar.

**Note!**  
Panic locks are also suitable for emergency exits!

#### Test criteria DIN EN 1125:

- Opening force with max. 220 N side load at a pressure of 1000 N on the test door
- Permanent function test 200.000 test cycles
- Vandalism test
- CE mark necessary
- Conformity declaration by independent test institute (MPI Dortmund)
- Lock, panic bar and striking plate must be tested together

#### Door furniture approved according to DIN EN 1125

- effeff panic bar I DO No. 30.04
- effeff panic bar II DO No. 30.06
- IKON panic bar DO No. 30.05

Further approvals are to follow.

## Our products – quality, know-how and innovation



### Electric strikes

With electric strikes, you can unlock a door at the push of a button – without needing to go to the actual door yourself.

effeff electric strikes offer high standards of security and convenience and a suitable electric strike for every installation location. This we can guarantee worldwide as effeff takes into consideration both national and international rules and regulations.

effeff wins over with its certified and security electric strikes due to its sophisticated solutions for smoke

protection doors, fire protection doors and doors along escape routes. Our wide range for high security areas provides solutions for glass doors, sliding doors and clean room doors as well as for explosive areas or seal door systems.

- Standard electric strikes
- Smoke and fire protection electric strikes
- Escape door electric strikes
- Special electric strikes
- Accessories



### MEDIATOR

Entrance doors to apartment buildings – an issue which is always causing problems. Some people always lock the door, others never do.

With MEDIATOR, ASSA ABLOY Sicherheitstechnik now offers a simple, yet brilliant solution:

This innovative system ensures doors always lock automatically as soon as they close due to the self-locking escape door lock and an effeff linear electric strike.

The door can also be opened for visitors from inside apartments using the electric strike.

MEDIATOR can do much more than this, however.

It also ensures doors can be opened from the inside at any time using the door handle, even when doors are locked.

This means everyone can leave the building in the event of an emergency, whether they have a key or not.

Apartment block entrance doors can be retrofitted with MEDIATOR quickly and easily at a very reasonable price.



### Security locks

“Security lock” is the most accurate description of effeff locks. Security provides protection against intrusion, thus ensuring people and valuables are safe from harm. effeff lock products provide such comprehensive protection for you and your property. With their anti-panic function and self-locking systems, effeff’s security locks guarantee maximum mechanical security combined with maximum convenience for users.

- Mechanical security locks
- Microswitch security locks
- Motorized security locks
- Electric security locks
- Multipoint security locks
- Accessories



### Access control

Whether the main or side entrance, strongroom, development department or laboratory, there are certain areas in buildings which need to be locked at all times.

Access control systems regulate access to protected areas, limiting entrance to authorised groups of people without needlessly disrupting their day-to-day business. A straightforward solution for greater security, effeff access control systems protect and control buildings, individual rooms or other security-relevant areas.

We supply a comprehensive range of different technologies, devices and systems, which can be tailored to meet respective specific security needs.

effeff access control systems meet our clients’ individual requirements and are used in private and public buildings, the health sector, leisure facilities, industrial facilities and production plants.

- Access control door fittings
- Access control systems



## Escape route technology

effeff's escape route systems fully comply with requirements for uncompromising personal safety and maximum protection for property.

You can depend on effeff's expertise and reliability in emergency situations. Our escape route systems guarantee safe operation of escape route doors, even though under normal circumstances doors may have integrated automatic locking systems or can only be opened by authorised users. Safer use of escape routes is assured at all times in the event of an emergency. effeff electric escape door control systems provide

protection and safety in places such as department stores, schools, kindergartens, office buildings, airports and exhibition halls.

We also supply ideal solutions for specific uses such as restricted areas in hospitals.

- Escape door locking systems
- Escape door monitoring



## Electric bolt

effeff electric deadbolts are a reliable complement to locks and strikes used for specific requirements. They can be fitted to special doors such as swing doors or sliding doors, where they are often used as an additional locking device. Where doors are locked with an integrated monitoring contact, the locking status can be monitored, meaning, for instance, a system or machine can only start up if the door concerned is securely locked.

The bolt is suitable for a wide variety of uses, ranging from mere drawers through to doors in lifts and high security areas.

- Door dead bolts
- High security dead bolts
- Motorised dead bolts
- Cabinet locks



## Electric holding magnets

A large selection of electric holding magnets is an important part of effeff's locking systems range. The effeff range includes authorised models for locking escape route doors as well as standard magnets. Thanks to low-noise operation and the benefits of retrofitting, magnets are highly suitable as additional locking devices in doors.

- Electric magnets for inside and outside doors
- Electric magnets for escape door applications
- Electric magnets for holding doors open
- Accessories



## Arrester systems

Whether the main or side entrance, strongroom, development department or laboratory, there are certain areas in buildings which need to be locked at all times. Access control systems regulate access to protected areas, limiting entrance to authorised groups of people without needlessly disrupting their day-to-day business. A straightforward solution for greater security, effeff access control systems protect and control buildings, individual rooms or other security-relevant areas. We supply a comprehensive range of different technolo-

gies, devices and systems, which can be tailored to meet respective specific security needs.

effeff access control systems meet our clients' individual requirements and are used in private and public buildings, the health sector, leisure facilities, industrial facilities and production plants.

- Access control door fittings
- Access control systems

Order form

Please copy formular, complete and fax  
it back toASSA ABLOY!

Customer-No.:  
Address:

Company

Branch

Contact

Telephone

Fax

Email

Street / POB

Postal Code / Town

ASSA ABLOY  
Sicherheitstechnik GmbH  
Bildstockstraße 20  
72458 Albstadt  
GERMANY  
Tel. +49 7431 123-700  
Fax +49 7431 123-258  
export@assaabloy.de

Order Date:

Order Number	Pce.

Urgent orders can also  
be placed via email:

As a proven supplier of door release systems, effeff is known for reliable and prompt deliveries. We offer you two methods of ordering: You can fax us the completed form or send us details of your requirements via email to the following address: export@assaabloy.de

Quotations and deliveries are made in accordance with our conditions of delivery and payment.

## Notes

[illegible]

## Notes

[illegible]

In the future we'll also meet the demands for technical advances and innovations. We therefore reserve the right to make design modifications.


Illustrations may thus also vary from the actual products.

Despite the greatest of care, printing errors or mistakes may be made.

ASSA ABLOY accepts no responsibility in such cases and will not enter into any obligations of any kind.

No responsibility is taken for the correctness of any safety regulations reproduced.

ASSA ABLOY is the global leader in door opening solutions, dedicated to satisfying end-user needs for security, safety and convenience.



Originally part of the ZEISS IKON AG company founded in 1926, IKON is ASSA ABLOY's most successful brand for locking and security technology in Germany. The IKON brand offers state-of-the-art products and solutions at the cutting edge of technology. The brand product range includes high-quality mechanical and mechatronic locking cylinders, auxiliary locks and security devices, door fittings and door closers. They provide active burglary protection and safeguard both people and property.



Founded as a precision engineering and electrical engineering workshop in 1936, effeff is a global leading brand for electromechanical locking and unlocking devices. Electric strikes, electric bolts, security locks, access control systems and escape route technology are among the effeff brand products which today provide security and convenience in over 75 countries throughout the world.

**ASSA ABLOY** Sicherheitstechnik GmbH is the professional partner worldwide in mechanical and electromechanical security solutions for safety, security and convenience in buildings. The company develops, produces and markets high-quality products and multi-purpose systems under the established IKON and effeff brand names for the private, commercial and public sectors.

**ASSA ABLOY** is the world's leading manufacturer and supplier of door opening solutions, meeting tough enduser demands for safety, security and convenience. With over 32,000 employees, the Group achieves sales of over EUR 3 billion.

ASSA ABLOY  
Sicherheitstechnik GmbH  
Bildstockstraße 20  
72458 Albstadt  
GERMANY  
albstadt@assaabloy.de  
Tel. +497431 123-0  
Fax +497431 123-240  
www.assaabloy.de