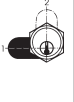
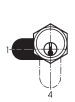
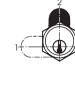
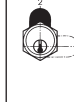

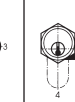
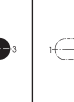

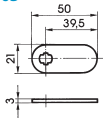
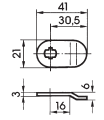
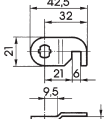
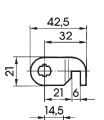
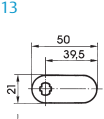
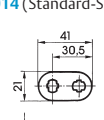
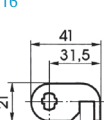
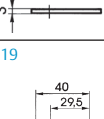
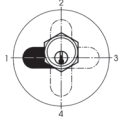




# Schließhebel für Universal-Schließzylinder 2103









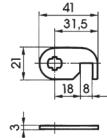
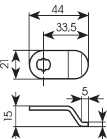
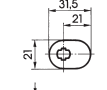
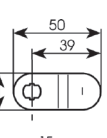
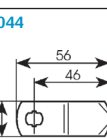
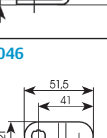
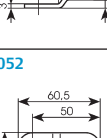
Universal-Schließhebelzylinder 2103									
Schließhebelausführung galvanisch verzinkt									
									
Artikel-Nr.	SST=1-2	SST=1-4	SST=2-1	SST=2-3	SST=3-2	SST=3-4	SST=4-1	SST=4-3	1905,SLHB=...*
<b>SLHB=2645003</b> 	✓	✓	-	-	✓	✓	-	-	
<b>SLHB=2645008</b> 	✓	✓	-	-	✓	✓	-	-	
<b>SLHB=2645010</b> 	-	-	✓	✓	-	-	✓	✓	
<b>SLHB=2645011</b> 	✓	✓	-	-	✓	✓	-	-	
<b>SLHB=2645013</b> 	-	-	✓	✓	-	-	✓	✓	
<b>SLHB=2645014 (Standard-Schließhebel)</b> 	✓	✓	✓	✓	✓	✓	✓	✓	
<b>SLHB=2645016</b> 	-	-	✓	✓	-	-	✓	✓	
<b>SLHB=2645019</b> 	-	-	✓	✓	-	-	✓	✓	

\* Bitte geben Sie bei Einzelbestellungen die Artikel-Nr. 1905 und die gewünschte Schließhebelvariante (z. B. SLHB=1645011) an.

Schließrichtung des Schließhebels



 Schließhebelweg  
von geschlossen  
nach offen  


Universal-Schließhebelzylinder 2103									
Schließhebelausführung galvanisch verzinkt									
									
Artikel-Nr.	SST=1-2	SST=1-4	SST=2-1	SST=2-3	SST=3-2	SST=3-4	SST=4-1	SST=4-3	1905.SLHB=...*
<b>SLHB=2645021</b> 	✓	✓	-	-	✓	✓	-	-	
<b>SLHB=2645030</b> 	✓	✓	-	-	✓	✓	-	-	
<b>SLHB=2645033</b> 	✓	✓	-	-	✓	✓	-	-	
<b>SLHB=2645041</b> 	✓	✓	-	-	✓	✓	-	-	
<b>SLHB=2645044</b> 	✓	✓	-	-	✓	✓	-	-	
<b>SLHB=2645046</b> 	✓	✓	-	-	✓	✓	-	-	
<b>SLHB=2645052</b> 	✓	✓	-	-	✓	✓	-	-	

\* Bitte geben Sie bei Einzelbestellungen die Artikel-Nr. 1905 und die gewünschte Schließhebelvariante (z. B. SLHB=1645011) an.  
von geschlossen – nach offen (✓=mögliche Schließrichtungen)